

# Colorado Threads

## Newsletter of The Colorado Quilting Council

November/  
December  
2021

Vol. 43 • No. 11

### Inside This Issue

President's Message	2
CQC Donors	2
Colorado Gives	2,20
Raffle Quilt	3,10
Meeting Schedule	4
Workshops	4
Membership	5
Meeting Minutes	6-7
Fall Retreat	8-9
Book Review	11
Documentation	12
Quilt-A-Fair	13
Finance	14
Warm Hearts	14,15
Business Directory	16
Meeting Minutes	18-19

### How Did She Do That? Sarah Ann Smith Has the Answers

Sarah Ann Smith will share how she works from design concepts to construction of her quilts when she presents her trunk show, "How Did She Do That?" for Colorado Quilting Council at 10 a.m. Saturday, December 4 via Zoom. She'll explain her collage technique using pre-fused fabric to create realistic portraits and landscapes that she then enhances with intense free-motion quilting. Sarah says of her work:

"Color, line, texture, rhythm and movement, imagery and stories inspire me. As a child, I wanted to be an artist and admired those who could draw. My path to art has been circuitous and unusual. As a young child, I lived in Spain, Thailand and Argentina. Shortly after my sixth birthday, we returned to the United States to live. That year a neighbor girl made an apron for my favorite doll, sparking a fascination with fiber that continues to this day. My path to art included being a legislative assistant to a U.S. Congressman then a U.S. Foreign Service officer for nearly 15 years, sewing for an interior designer, then becoming a mom



Sarah Ann Smith

and launching my own small business."

Having been a professional vagabond for her first four decades, Sarah's art now celebrates the home of her soul that she found in midcoast Maine.

She is author of *ThreadWork Unraveled* (American Quilter's Society, 2009). She has publication credits for articles in magazines including *Quilting Arts*, *Machine Quilting Unlimited*, Germany's *Professional Patchwork* and *QuiltMania*. Her art has been exhibited in the United States, Europe, Australia and New Zealand. She's appeared on *Quilting Arts TV* and *The Quilt Show*, and produced a video

workshop through Interweave Press. Sarah has been teaching across the United States since 2004.

She enjoys teaching as an opportunity to share her passion to create and to design textile art and surface pattern. She will teach her "Collage the Garden" workshop for CQC from 1-4 p.m. Sundays, December 5 and 12 via Zoom. Using an image provided by Sarah, students will create a working pattern/guide sheet and will learn to select a range of fabrics plus best ways to apply fusible to those fabrics. Students will select from one of two images provided by Sarah: a pink water lily or an orange day lily though she says changing up the colors is fine. She explains how to do that in the workshop supply list. Students will learn about design, value, shading and shape. Time permitting, Sarah will discuss thread coloring and quilting the collages.

See page 4 to register for the workshop.

To see Sarah's work and learn more about her journey as a quilt artist, visit her website, [www.sarahannsmith.com](http://www.sarahannsmith.com).

### MEMBERSHIP NOTES

For CQC members who joined before 2019, January 1, 2022 is your anniversary date. That means that dues are due by that date. Membership forms are available at all general meetings, at [coloradoquiltingcouncil.com](http://coloradoquiltingcouncil.com) and on page 5 of this newsletter.

Remember that this is an opportunity to provide additional support to CQC. Choose one of the new levels of membership on the membership form that include a donation to CQC as well as extra potential tax benefits and discounts on workshops.

For membership questions, contact Pat Cleaveland at 303-642-3338 or [patcleaveland@msn.com](mailto:patcleaveland@msn.com).



# Making Quilting Memories

By Laural Hoppes, Colorado Quilting Council President  
quiltinglaural@comcast.net



It's time for me to say goodbye. It has been an honor to serve the council. I look back at my two years and think of the events that

continued to happen and all the members we have been able to reach through Zoom.

I would like to compare our journey to The Corps of Discovery (Lewis and Clark Expedition), which left St. Charles, Missouri on May 3, 1803. Over the next two years, they moved through Missouri to the Great Plains, to the Pacific Ocean. They met dozens of indigenous natives helping the crews with food, and navigation.

Even with all the odds, they made it arriving at Ft. Clatsop, near Astoria, Oregon November 1805. Journals that document their discoveries of new animal species, plants, indigenous natives and latitude and longitude of the area where they passed and stayed during winters came back with the men. They returned with vast knowledge of the West in 1806.

To a great extent we are like the journey of Lewis and Clark. We had our detours and navigation trials during COVID-19. And like Lewis and Clark, we made it with innovative ideas that have shown us a new way to hold meetings and stay in touch with members that have moved great distances, and workshops in our own sewing rooms. We continued to have judges at fairs. People found "lost" quilts and the documentation committee was able to find the information to pass on via email. We held Quilt-A-Fair in person and so many happy shoppers and vendors attended. People hugged and talked to each other with smiling eyes. They also purchased items they needed or just wanted to try.

As we work on the final preparations for 2022, we are still searching for a president, 2nd vice president for programs and 2nd vice president for programs elect. The CQC steering committee is organized and is ready to begin the temporary committee to keep Colorado Quilting Council moving forward. Please consider joining the committee in a small role to help while the search for a new president continues.

Thank you all for volunteering during my term of office. Thank you for all the kind messages I received either by email or in person during Quilt-A-Fair. I feel very humbled to be honored by you all.



[ColoradoGivesDay.org](https://coloradogives.org)

## Donate on Colorado Gives Day

Every donation helps! The minimum donation that can be made online is \$5.

Donations can be scheduled ahead of time. Starting November 1, 2021, you can schedule your donation for December 7 so it will count toward the Colorado Gives Incentive Fund.

Donate to CQC at:  
<https://www.coloradogives.org/ColoradoQuiltingCouncil>

Additional information can be found on the back cover of this newsletter.

## 2021 Donors to CQC

Please recognize the following CQC members for their donations as part of the amount they paid for membership dues for 2021 (dues paid from October 2020 to October 2021). By choosing one of the higher levels of membership, they support the continued mission of Colorado Quilting Council. Their donations are especially appreciated in this continuing pandemic year with limited opportunities for fundraising. For information on these membership categories, see the membership form in this newsletter or on the website.

### Piecer Members

Margaret Arnot  
Pamela Ballard  
Joanne Barber  
Mary Beard  
Janet Bowers  
Sharon Gokey  
Marsha Loewenberg  
Katie Melich  
Dawn Mills  
Theresa Noland  
Patricia Reynolds  
Karen Truesdell  
Cynthia Welsh

### Appliquer Members

Nicki Burns  
Joan Duncan  
Susan Keck  
Maryann Ray  
Daisy Sedalnick  
Betsy Stewart  
Joyce Taff  
Mary Ann Tavery

### Sustaining Members

Betty Andrews  
Terri Lynn Ballard  
Glenda Brown  
Sue Cobain  
Barb Gardner  
Susan Halpern  
Kay Hefner  
Dana Jones  
Pat MacMillan  
Edna Pelzmann  
Mary Rush  
Lucille Rypinski  
Vicki Stricker  
Leigh Terbush

### Cash Donations Outside These Categories

Pat Hill  
Lee Hutsler  
Betty LaPan  
Janet Lyles  
Cathy Ortega  
Gail Valentine



## 2021 Raffle Quilt “Spectacular Sapphire”

Thank you to all the wonderful CQC volunteers who came out to help us sell tickets in the booth at Quilt-A-Fair! It was a great time for everyone to reunite after these past many long months of pandemic isolation. We're proud to inform you that we achieved our goal of increasing the total tickets sold by \$1,032 over the three-day event.

However, this is no time to lose sight of the commitment to make the 2021 fundraising campaign for this extraordinary raffle quilt a spectacular success. Now is the time! There is only one month left to buy or sell your tickets and get them returned to us before the drawing, which will be held at 12 p.m. Saturday, December 4 at the PLCC in Aurora. We're planning to share the drawing live, with all in attendance during the Zoom general meeting.

A big thank you goes to the devoted committee members Glenda Brown & Lois Knight at The Hideaway, during Fall Retreat for generously sharing their time to document “Spectacular Sapphire.” This is a guideline requirement to be conducted before the drawing. It is now documented with Doc. #16548.

Special thanks to Pam Hull, owner of Sew-in-Tune in Monument, for welcoming us to sell tickets and showcase “Spectacular Sapphire” so often this year. We will be there November 6 and 27 selling tickets. Be sure to mark your calendars to join us for a fun and festive way to kick off the Holiday shopping season!



**Top left: Maryann Ray and Karen Hadfield selling raffle tickets in front of “Spectacular Sapphire” at Quilt-A-Fair.**

**Top right: Documentation committee members Glenda Brown and Lois Knight documenting “Spectacular Sapphire” at The Hideaway during the Fall Retreat. Doc. #16548**

**Bottom: Glenda Brown and Karen Hadfield working on the “Spectacular Sapphire” documentation.**

**The Colorado Quilting Council, Inc. (CQC)** is a statewide organization of people interested in preserving the heritage of quilting, promoting excellence in quilting and related arts, and in providing a source of information and inspiration. Membership dues are \$30/year with the newsletter online and \$70 with the newsletter mailed. Membership is for 12 months. Membership pins can be replaced for \$25. The guest fee at general meetings is \$10.

*Colorado Threads*, the official publication of CQC, is published and mailed 11 times a year. The council reserves the right to select articles and advertising that reflect the purposes of the council. Articles, photos and advertisements need to be submitted to the editor at [cqceditor@gmail.com](mailto:cqceditor@gmail.com)

by the 15th of the preceding month. Advertising in the newsletter is only available to members of CQC. The Business Directory is \$35 per year. Monthly ad prices are: Full page \$100, half page (horizontal) \$50, quarter page (vertical) \$35, and one-eighth page (horizontal) \$25. Request ads from and send fees to Pat Cleaveland/Advertising, Colorado Quilting Council, P.O. Box 295, Wheat Ridge, CO 80034-0295. Email copy and photos to the newsletter editor at [cqceditor@gmail.com](mailto:cqceditor@gmail.com).

Send address changes to: 1st Vice President for Membership, Colorado Quilting Council, Inc., P.O. Box 295, Wheat Ridge, CO 80034-0295. For information on CQC: [www.coloradoquiltingcouncil.com](http://www.coloradoquiltingcouncil.com).



## CQC Meeting and Workshop Schedule

Month	LOCATION	SPEAKER	Lecture	Workshop
November	No meeting; no workshop			
December	Online meeting and workshop via Zoom	Sarah Ann Smith sarahannsmith.com	10 a.m. December 4 "How Did She Do That?"	"Collage the Garden" 1-4 p.m. Sundays, December 5 and 12

### From Photo to Quilt With Sarah Ann Smith This December

Sarah Ann Smith will take you on a journey from photo to art quilt in her workshop, "Collage the Garden," which will be from 1-4 p.m. Sundays, December 5 and 12 via Zoom. Using an image provided by Sarah, you'll learn to create a working pattern/guide sheet, to select a range of fabrics and to apply fusible. Then you'll use a combination of traced shapes and fabric brushstrokes to create a floral image.



### Register for CQC Workshops

Register at any time for Colorado Quilting Council workshops. This workshop will be offered online via Zoom. Check the workshop for which you are registering below.

☐ "Collage the Garden,"  
Sarah Ann Smith, \$65  
1-4 p.m.  
Sundays, December 5 and 12

Name
Street Address
City, State, Zip
Phone
Email Address
Workshop(s)

**To register,** check the workshop you are registering for, then mail this form and check payable to CQC to: Dana Jones, P.O. Box 189, Rollinsville, CO 80474. The workshop price for CQC members is listed above. Non-members, add \$30 for the first workshop, then each additional workshop is the price shown above for the next 12 months. Non-member fees include a \$30 one-year CQC membership. To pay by credit card, call Dana Jones, 720-346-3952 or register online: [www.coloradoquiltingcouncil.com/workshops](http://www.coloradoquiltingcouncil.com/workshops). Email questions to Dana at [danaellenjones@gmail.com](mailto:danaellenjones@gmail.com).

**Refund policy:** If written notification of cancellation is received 30 days in advance, a full refund (minus a \$3 handling fee) will be returned to you. If less than 30 days in advance, a refund (minus the \$3 handling fee) will be given only if the workshop space can be filled from the waiting list. If the workshop is canceled by CQC, you will be notified as soon as possible, and a full refund will be given.

COLORADO QUILTING COUNCIL, Inc.

Membership Registration Form

P.O. Box 295

Wheat Ridge, CO 80034-0295

www.coloradoquiltingcouncil.com

June 2021



☐ New Member

☐ Business Member

☐ Renewal/Previous Member

☐ Quilt Guild or Show

Name \_\_\_\_\_

Contact Name—Business or Guild \_\_\_\_\_

Address \_\_\_\_\_

City \_\_\_\_\_ State \_\_\_\_\_ Zip \_\_\_\_\_

Phone \_\_\_\_\_

Email \_\_\_\_\_

Signature \_\_\_\_\_

Date \_\_\_\_\_

Membership Levels\_\_ Choose One:

☐ Basic Membership with newsletters on the website--\$30

☐ Basic Membership with mailed newsletter--\$70

☐ Family Membership with newsletters on the website--\$45 (2 or more members at 1 address)

☐ Family Membership with 1 mailed newsletter--\$85 (2 or more members at 1 address)

☐ Piecer Membership with newsletters on the website--\$55 (1 workshop discount & \$15 donation)

☐ Piecer Membership with mailed newsletters--\$95 (1 workshop discount & 15 donation)

☐ Appliquer Membership with newsletters on the website--\$80 (2 workshop discounts & \$30 donation)

☐ Appliquer Membership with mailed newsletters--\$120 (2 workshop discounts & \$30 donation)

☐ Sustaining Membership with newsletters on the website--\$105 (3 workshop discounts & \$45 donation)

☐ Sustaining Membership with mailed newsletters--\$145 (3 workshop discounts & 45 Donation)

☐ Business Membership with newsletters on the website--\$30 (see payment & ad info on the back of this form)

☐ Business Membership with mailed newsletters--\$70 (see payment & ad info on the back of this form)

☐ Quilt Guild or Show Membership with newsletters on the website--\$30

☐ Quilt Guild or Show Membership with mailed newsletter--\$70

How would you like to help CQC? We need volunteers for the Charity quilt project, quilt shows, raffle quilt, quilt documentation, hospitality, the library, the newsletter, advertising and publicity, volunteer recognition, programs, Quilt-A-Fair, etc. What skills or interests do you have that would help support the organization? \_\_\_\_\_

What suggestions do you have for CQC programs and speakers? \_\_\_\_\_

A member will not sell or give away the membership roster for any reason. Membership in this Council is not transferable or assignable. Each member agrees, as a condition of membership, to release and waive any claim he or she has or may have against the Council, its officers, employees, committee members or agents arising out of or related to the member's participation in the activities of the Council or arising out of any action by the Council or its Board of Directors to discipline or expel any member.

For office use:

Annual Membership Anniversary Date \_\_\_\_\_

Date Payment Received \_\_\_\_\_

Cash \_\_\_\_\_ Amount \_\_\_\_\_

Check # \_\_\_\_\_ Amount \_\_\_\_\_

For further information go to [www.coloradoquiltingcouncil.com](http://www.coloradoquiltingcouncil.com) or [patcleaveland@msn.com](mailto:patcleaveland@msn.com)



## CQC October 2021 Board Meeting Minutes . . . . . Submitted by Recording Secretary Betty Andrews

**Laural Hoppes, President** called the meeting to order at 6:06 p.m. with 20 members present. Laural announced there were six members identified for the CQC Steering Committee with one additional member to be identified for the new member slot. Members are Penny Christensen, Carol Cook, Laural Hoppes, Patty Joy, Dawn Mills, and Mary Rush. This group's purpose is to perform the duties of president and 2nd vice president for programs in the interim until these positions can be filled on a permanent basis. These duties include running the general membership meetings and completing budget functions. General membership meetings and writing the newsletter article would be performed by a past president or Hall of Fame member. Penny Christensen will answer emails coming to the council and Kaila Mills will handle Zoom connections for the board meetings, general meetings and workshops. Chris Jacques will schedule speakers and handle contracts to keep programs going. A discussion that it should be an elected position to review contracts was held and will be determined prior to the general meeting. Andrea Coyle will handle advertising, eblasts and the CQC website. There was an extensive discussion on functions and membership of this committee including addition of Chris Jacques in her role of organizing programs, person(s) who had not previously served in a board position and new members to the council. Eblasts and meeting announcements will continue asking for volunteers for president and 2nd vice president for programs until these positions are filled. Efforts made to recruit for these positions over the last year were reviewed. It was suggested we review files of new members and persons taking workshops to assist in locating a person for this committee. Chris Jacques asked who would sign contracts for speakers. Laural will continue to do that through the end of the year.

**Pat Cleaveland, 1st vice president for membership**, reported there are 400 members. We are down to 114 newsletters, with that number expected to decrease in 2022. The membership form and reminders for those that renew in January will be in the newsletter. The membership form will be on the website and ability to pay on the website will be available soon. Andrea Coyle reported that sending out membership renewal reminders off a database automatically is more involved than it sounds.

**Dana Jones, 2nd vice president for programs 2021**, submitted in her report the following speakers and workshops for 2021. They will be presented on Zoom. Maria Shell will be the October speaker and teacher. Sarah Ann Smith will be the December speaker and teacher. Chris Jacques reported she has contracts ready for speakers for next year and needs them signed. Laural will continue signing through the end of the year.

**Betty Andrews, recording secretary**, reported there had been no corrections reported for the September general membership minutes published in the newsletter.

**Karen Truesdell, treasurer**, reported on September financial reports which will be included in the newsletter. Balances are: Shirley Sanden fund \$3,819.42, savings CD \$10,959.15, Quilt-A-Fair \$30,350.74, and general fund including Pay Pal funds and raffle account \$57,171.04 for a council total of \$102,300.34. Total expenses for Quilt-A-Fair have not yet been received. Karen reported she will be placing information for Colorado Gives Day in the newsletter. Dawn Mills reported Joyce Taft received \$62.00 as a result of a class action suit against Wells Fargo.

**Carol Cook, librarian**, reported 168 books were sold at the Quilt-A-Fair Library Book Sale. All but one checked out book was returned.

**Carol Cook, Virtual Sit and Sew:** The last Sit and Sew was Wednesday September 15. The next Virtual Sit and

Sew will be at 6:30 p.m., Wednesday, October 20.

**Nancy Samuel, nominations**, reported she received 6 ballots to date.

**Outreach Award, Jackie Anderson:** Certificates were made and signed for presentation at the December meeting, along with pins. She is working on logistics of in-person presentations.

**Project Warm Hearts, Betsy Stewart**, reported that quilt components were found in one of the totes she has not used recently. There are seven finished quilts to distribute, two quilts needing binding, ten quilts needing quilting, three complete quilt top kits, and blocks for another four to six quilt tops. Betsy is sending some of these down with Carol Cook for Fall Retreat for distribution and/or finishing. Betsy is planning on a new block to be published in the January newsletter so that everyone can make blocks to turn in at the January meeting. She'd like to revise the block submission form so that it doesn't require a separate form for each block and instead have a space for number of blocks submitted. She doesn't know if she needs permission to do this but thought she would check.

**Hall of Fame, Jean Ruger:** Jean has nominees from 2020 and 2021. Ballots were sent to committee members and are back ready for December presentation.

**Quilt-A-Fair, Dawn Mills:** Dawn reported the fair as a successful weekend with a steady flow of visitors who were able to get into booth space and purchase from vendors. The quilt exhibits from the Rocky Mountain Quilt Museum, the International Quilt Museum in Lincoln, Nebraska, and The National Quilt Museum in Paducah, Kentucky were a hit with the visitors. Karen Brown reported over 150 volunteers assisted with set up, operations, and take down. There were 2,200 visitors reported. There will be a wrap up meeting October 30 and planning for Quilt-A-Fair 2022 will begin

## CQC October 2021 Board Meeting Minutes *continued from page 6*

in February. Karen Truesdell reported estimated \$35,349 net income (not final). Special thanks to Kathy and Jerry Gaul for their work on the quilt exhibits, marketing posters, contracts and more.

**Quilt Trails Project, Pat Smith** reported the Colorado Quilt Trail inventory is well under way. As you can imagine, some buildings are no longer there, some blocks are hard to find, some businesses have moved, and some blocks came down when a building was painted and were never seen again. The good news is that we are finding most trail sites still in place. The following trail inventories are complete

- JeffCo Loop—Golden, Evergreen, Morrison
- Boulder County—Boulder, Lyons, Longmont, Erie
- Denver (temporarily down)
- Englewood/South Broadway
- Littleton

As inventories are completed, they will be updated on the website. We could use some help for points south of Holly's in Centennial including Parker, Castle Rock, Colorado Springs, Fountain, Woodland Park and Divide. Help is also needed to the north in Loveland, Mead and Ft. Collins. Trail locations are posted on the CQC website. Contact Pat Smith at CQCQuiltTrails@gmail.com if you would like to participate in the ongoing inventory.

A discussion of what to do with damaged blocks was held. Pat asked if our inventory should include quilts placed by those outside of the Colorado Quilting Council. It was decided we would include those quilt blocks as we become aware of them.

Colorado Quilt Trails Information: [www.coloradoquiltingcouncil.com/quilt-trails](http://www.coloradoquiltingcouncil.com/quilt-trails)

**Raffle Quilt 2021, Maryann Ray, and Karen Hadfield:** Tickets will be sold at Sew-In-Tune on Saturday, November 6 for downtown Monument's Holiday Open House. Tickets will also be sold Saturday, November 27. That will be the last weekend to sell tickets, as the drawing is set for 12 p.m., December 4 in Aurora.

They do have the invitation to set up at the Hideaway for the CRQC and Fall Retreat next weekend.

They had a great group of CQC Volunteers helping sell tickets at Quilt-A-Fair. Thanks to Karen Brown for coordinating them all.

Karen and her husband Jerry were proud to work alongside everyone on the planning team this year. They were especially honored to collect and transport the special museum quilts from RMQM that were arranged by Kathy Gaul.

Sales at Quilt-A-Fair were fantastic!

Thursday we had \$390 in sales.

Friday was \$347.

Saturday was \$295.

With the \$361 we'd already taken in, the total for September was \$1,393. This amount was only surpassed by the first month when many of our members purchased their tickets.

**Raffle Quilt 2022:** Glenda Brown report three quilts need to be appraised, including the 2022 raffle quilt. She has not contacted Cindy and asked if she could send them to Jean Ann Wright. Karen Hadfield said she would assist in contacting Cindy.

**Fall Retreat 2021, Carol Cook:** Final preparations are in process. We have 14 in-person and three virtual participants registered. We are short of the contractual commitment by \$987. We are in discussions with Carolyn McCormick to be our instructor for Fall Retreat 2022 with a paper-pieced pineapple log cabin project. More information will be provided as it is available.

**Katie Melich, Spring Retreat** has heard from Hyatt Place Colorado Springs. The weekend of April 29 through May 1, 2022 is available. Katie asked if she should book the rooms. The board consensus was yes.

Meeting adjourned at 7:59 p.m.

### Help Us Show We Care

Do you know someone who is recovering from surgery, illness or loss of a loved one? As members of CQC, we are a close community even in times of social distancing. Please let Pat MacMillan, CQC corresponding secretary, know if you or a CQC friend needs a card of encouragement or condolence. Contact Pat at [pmacmillan.q@gmail.com](mailto:pmacmillan.q@gmail.com).

It is important to support others and show we care during the difficult times we are living through. Call a friend today.

## 2021 CQC Fall Retreat

Seventeen quilters spent the weekend of October 15-17 sewing, helping each other, learning new techniques, and having a great time. Three quilters virtually joined the others located at The Hideaway in Black Forest, our first hybrid retreat. Some helped each other through the Tonga Blue Moon pattern, while others completed many other projects. There was such a large variety of projects showing the skills and creativity of our members. There is not enough space to show pictures for all the projects unfortunately.

Our quilters generously donated 39 blocks to Project Warm Hearts with several volunteering to quilt tops to be donated in the months to come. We enjoyed great food, great friendship and great weather during the weekend. Everyone is looking forward to next year's retreat and hoping more members will be able to join us in sharing our love of quilt making.



Above: Jeanette Jenks working on Tonga Blue Moon quilt at Fall Retreat



Above: Jan Maxwell and Mary Rush working on Tonga Blue Moon quilt  
Below: Dee Hoagland showing modern Cathedral Window pillow top







Left: Judy Allerheiligen showing unknown quilt top

Below: Unknown quilt pattern



Above: Mary Rush and the four different fabric selections for the Tonga Blue Moon Quilt-A-Long







Left: "Spectacular Sapphire," 91" x 91", by Jeanelle Alden, Joyce Alden-Schuyler and John Scott Alden, 2021.

Below: Details of "Spectacular Sapphire."

Bottom left: Bag for Spectacular Sapphire






## ***String Fling and More Adventures with Leaders and Enders* by Bonnie K. Hunter**

Bonnie Hunter describes herself as a “hopeless scrapaholic” and encourages all quilters to join her in producing a multitude of scrappy quilts. She has devised the Scrap Users System to organize fabric scraps into readily available sizes to make it easier to use them in scrappy quilts. *More Adventures with Leaders and Enders* (The Kansas City Star Co., 2014) provides in depth information about Bonnie’s Scrap User’s System. A key element in completing scrappy quilts quicker is the use of leaders and enders. Instead of using a small scrap of fabric (sometimes called a thread bunny, spider, or sew-between) to sew onto when completing a line of chain piecing, Bonnie realized that she could sew two small units together making a two-patch or half-square-triangle unit. Doing this consistently allows the quilter to complete hundreds of these small units in between sewing blocks for another quilt and, like magic, there are enough sewn units for another quilt.

Strings are fabric scraps that are too small to be used for other projects, usually between 2” and  $\frac{3}{4}$ ” in width. Strings are sewn randomly onto either paper or fabric foundations and then cut into the size needed for a quilt project. *String Fling* (The Kansas City Star Co., 2012) provides many tips and tricks for sewing string units efficiently, the advantages of using paper foundations, and how to remove the paper easily. It also includes detailed information about Bonnie’s Scrap User System and using leaders and enders. There are 13 quilt projects in the book that utilize units pieced from the standard scrap sizes in addition to the string units. Some of the projects have controlled colored palettes, such as the blue and yellow of Blue Skies or the red, blue and black of Orca Bay. Some projects have an “anything goes” color palette, such as Pineapple Crazy (with 5” blocks) and



***More Adventures with Leaders and Enders***  
(The Kansas City Star Co., 2014)

Santa Fe String Star with the star comprised of string-pieced diamond units.

*More Adventures with Leaders and Enders* contains 12 projects with full-color photos and detailed block assembly diagrams. Hints on how to piece the quilt parts as leaders and enders are included. It also includes information on creating a pieced backing using orphan blocks and older fabrics that have lost their charm. Many of the projects have surprising color combinations, such as Midnight Flight with its black, purple, cheddar and red palette, and Lazy Sunday with hot pink, orange, green, purple and turquoise palette. Using Bonnie’s techniques, I have been able to piece two different king-size quilts while working on other projects. This is a great way to accomplish more and use fabrics leftover from other projects.

Additional information is available at Bonnie’s website [www.quiltville.com](http://www.quiltville.com) which includes some free patterns and videos. She also has an almost daily blog which includes an annual leader and ender project (usually in July) and an

annual mystery quilt from Thanksgiving to mid-January.

If you would like to check out this or any of the other 2,515 items in the CQC library, please contact Carol Cook at [cqclibrary@gmail.com](mailto:cqclibrary@gmail.com) and she will coordinate the possibility of curbside pick-up or delivery. Otherwise, it is possible to mail items if you are willing to reimburse the postage which usually is less than \$5. Our CQC Library has an on-line search tool so members can find books and videos of interest. Just click on the “CQC Library” button under Resources near the bottom of the CQC website home page to search the library. Instructions for searching the library are in the December 2020 newsletter available in the newsletter archive on the CQC website.



**Above: *String Fling* (The Kansas City Star Co., 2012) and photos from Bonnie K. Hunter’s books**



## Correction: CQC Quilt Documentation Registry Number 5044 AQ to Benefit Aid in Gaza

The owner of the Tilt House Bakery, Ann Davis, drew the raffle ticket. The two others in the picture are Patricia Mercer and Carmel Conway. They were the two who sold tickets at the bakery. The money has gone to medical aid in Gaza. The winner was Yousef Khan from Bangladesh whose family was overjoyed when the quilt was delivered to them.



## FabricBeadLady!

Handcrafted quilt fabric beads  
Jewelry, accessories, home décor and  
much more...

[www.fabricbeadlady.etsy.com](http://www.fabricbeadlady.etsy.com)

Top left: Tilt House Bakery owner drawing the raffle quilt winner.

Bottom left: Carmel and Pat with the raffle quilt at the Tilt House Bakery.

## Shirley Sanden Fund Update



The Shirley Sanden Memorial Fund made \$ 85.00 on items sold at Quilt-A-Fair. Thank you to every one who has donated items to the fund. The Shirley Sanden Memorial Fund had two requests for scholarships to CQC classes that have been approved. There was also one request for a scholarship for an outside class. The information and paperwork for that class is pending. Scholarships are available to all CQC members. Information and application form:  
<https://www.coloradoquiltingcouncil.com/shirley-sanden-memorial-scholarship>





Above left: Quilt-a-Fair booths and quilts from the CQC member show

Above right: Happy Log Cabin by Pat Cleaveland. Pat won Viewer's Choice at Quilt-A-Fair 2021.



6201 Spine Rd, Boulder, CO 80301 USA Phone: 303-527-0856  
Family owned and operated since 1999





# CQC's Financial Health

## Bank Balance as of September 31, 2021

1st Bank Checking	\$	39,701.37
1st Bank PayPal Funds		7,177.83
1st Bank Raffle Account		10,291.84

---

Subtotal	\$	57,171.04
----------	----	-----------

1st Bank Shirley Sanden Restricted Fund	\$	3,819.41
1st Bank Savings CD (maturity 3-23-2022)	\$	10,959.15
1st Bank Quilt-a-Fair	\$	30,350.74

---

<b>Total Funds Available</b>	<b>\$</b>	<b>102,300.34</b>
------------------------------	-----------	-------------------

## Profit and Loss for September 2021

### Ordinary Income/Expense Income

#### Income

Corporate	\$	80.00
Fall Retreat		4,890.00
Library		289.75
Membership		1,285.00
Newsletter Advertising		35.00
Programs 2021		498.00
Quilt-A-Fair		27,788.83
Raffle Ticket Sales		1,393.45
Treasurer		142.56

---

<b>Total Income</b>	<b>\$</b>	<b>36,402.59</b>
---------------------	-----------	------------------

#### Expense

Bookkeeper	\$	1,000.00
Fall Retreat		35.45
Newsletter		631.03
Program 2021		22.19
Quilt-A-Fair		5,353.78
Raffle Ticket Sales		252.00
Website		250.00

---

<b>Total Expense</b>	<b>\$</b>	<b>7,544.45</b>
----------------------	-----------	-----------------

---

<b>Net Income</b>	<b>\$</b>	<b>28,858.14</b>
-------------------	-----------	------------------

## CQC Program Policy

It's fine for multiple CQC members to gather to share a Zoom connection to take a CQC workshop but each member must register for and pay for the workshop and each must identify themselves as being present for the workshop. Similarly, CQC encourages you to invite friends to general meetings. Just remember, the \$10 guest fee must be paid for each guest. Thank you in advance for adherence to these requirements.



Above: The October Project Warm Hearts winner was Barb Gardner on behalf of ABC Quilts, which provides love, comfort, security and warmth to infants, children and youth.

## Quilting for Others:

### CQC's Project Warm Hearts

Colorado Quilting Council's Project Warm Hearts involves members in charitable work, assists organizations in their fundraising activities and encourages quilters to do more for others by helping charities of their choice. Here's how to participate:

- Make one or more quilt blocks following the directions provided on page 15.
- Fill out the form on page 15, including information on the charity of your choice. Complete one form for each block made.
- For each block you submit with a completed form, your name will be entered into a drawing to choose which of the nominated charities will receive Project Warm Hearts quilts.
- Mail completed blocks to: CQC Warm Hearts, 6215 South Macon Way, Englewood, CO 80111.

For information and if you want to piece a top or quilt or bind a quilt, contact Betsy Stewart at [cqcwarmhearts@gmail.com](mailto:cqcwarmhearts@gmail.com) or call 303-726-4676.



# Warm-Hearted Woman's Puzzle Current Project Warm Hearts Block

by **Betsy Stewart**

I've always thought this is a graceful block that can be incorporated into many quilt settings with delightful results. I've also always thought it has a terrible name!

Quilts blocks with this design were included in quilts made as early as the 1850s. Nancy Cabot documented the version we are using in 1934 and 1936 as "Old Maid's Puzzle." Since we know quilting is an ever-expanding and adapting craft, I think we should rename the block the "Warm-Hearted Woman's Puzzle." After all, by making and donating these blocks, you demonstrate you are indeed a warm-hearted woman.

## Block Directions

This block finishes at 9" x 9" in the quilt. This means the block you submit should be 9½" x 9½". Make the background from white fabric and the colorful portion of the block from either one print or colored fabric or two complementary fabrics. A variety of print and colored fabrics may be used when making multiple blocks.

## Cutting

White fabric:

- Cut one 5⅜" x 5⅜" square\*
- Cut four 2¾" x 2¾" squares
- Cut two 3⅛" x 3⅛" squares\*\*

Print/colored fabric:


- Cut one 5⅜" x 5⅜" square\*
- Cut two 3⅛" x 3⅛" squares\*\*

\*You may choose to cut 5½" x 5½"

squares and trim the half square triangle (HST) units to 5" squares.

\*\*You may choose to cut 3¼" x 3¼"

squares and trim the HST units to 2¾" squares.



## Assembly


**Step 1:** Draw a diagonal line on the wrong side of each white 3⅛" square and on the white 5⅜" square.

**Step 2:** Place each white 3⅛" square right sides together with a print/colored 3⅛" square. Place the white 5⅜" square and the print/colored 5⅜" square right sides together.

**Step 3:** Stitch ¼" away from the drawn diagonal line on both sides of the line on all the 3⅛" and 5⅜" squares.

**Step 4:** Cut on the drawn lines.

**Step 5:** Press the triangles open, pressing the seam toward the print/colored fabric.



At the end of this step, you will have four 2¾" HSTs and two 5" HSTs.

**Step 6:** Referring to the photo, place a white 2¾" square on the left side and a 2¾" HST on the right side. Note the position of the print/colored triangle next to the white 2¾" square. Place these pieces right sides together and sew. Press open, pressing the seam toward the print/colored triangles.



At the end of this step, you will have four units measuring 2¾" x 5".

**Step 7:** Referring to the photo, place two 2¾" x 5" units from Step 6 so the print/colored points meet in the center. Join the

units. Reduce bulk by swirling the seams open at the intersection of the points, then press the seams in opposite directions. Repeat with the remaining two 2¾" units.



x 5" units. This will yield two 5" x 5" squares.

**Step 8:** Referring to the photo, arrange the two 5" HSTs and the two 5" squares from Step 7 as shown. The print/colored points of the 5" HSTs should meet in the center. Join the top 5" unit from Step 7 and the top 5" HST. Repeat for the bottom 5" HST triangle and the remaining 5" unit from Step 7. Join the two rows. Press



the seam to one side, or to reduce bulk, swirl the seam and press open.

The block is complete. It should measure

**If you'd like** to piece your blocks into a quilt top, the size for Project Warm Hearts quilts is about 40" x 50".

## Project Warm Hearts: Submit 1 form/block

Name

Phone

Cell Phone

Email Address

Street Address

City, State, Zip

Charity

Charity Contact

# Business Directory

The following businesses are members of Colorado Quilting Council. You are encouraged to visit as many of them as you can and thank them for being part of our statewide organization. Most shop hours are pre-COVID-19. Call shops for current hours.

## Online Shops

### CM Designs, Inc.

303-841-5920

Facebook: CM Designs Inc

Instagram: add\_a\_quarter

Contact: Carolyn Cullinana McCormick/owner

### FabricBeadLady!

Web: [www.fabricbeadlady.etsy.com](http://www.fabricbeadlady.etsy.com)

## Happy Squirrel Quilts

720-739-0012

Email: [happysquirrelquilts@gmail.com](mailto:happysquirrelquilts@gmail.com)

Web: [www.happysquirrelquilts.com](http://www.happysquirrelquilts.com)

Happy Squirrel Quilts is a family owned and operated online quilt shop specializing in hard to find fabrics, patterns, and sewing related products.

## Alamosa

### Alamosa Quilt Company

710 Del Sol Drive, Alamosa, CO 81101

719-937-2555

10 a.m.-5 p.m. Monday-Friday

10 a.m.-3 p.m. Saturday

Web: [alamosaquiltcompany.com](http://alamosaquiltcompany.com)

This shop specializes in modern fabrics and has cottons, flannels, wools and velvets plus Sue Spargo books, Aurifil thread, Bernina supplies and notions.

## Boulder

### eQuilter

6201 Spine Road, Boulder, CO 80301

303-527-0856

8 a.m.-5 p.m. Monday-Friday

Web: [eQuilter.com](http://eQuilter.com)

Customer Service: [service@equilter.com](mailto:service@equilter.com)

Contact: Luana Rubin

Huge variety of high-quality quilt fabrics and sewing supplies. Sign up for e-newsletter for 1000 new products per month, plus weekly sales. 2% of sales donated to charity - \$1.75 million raised so far! Save on shipping by picking up at our Boulder warehouse.

## Brighton

### On Pins & Needles

39 N. Main Street, Brighton, CO 80601

770-667-4086

Email: [annav@onpinsandneedles.com](mailto:annav@onpinsandneedles.com)

Web: [onpinsandneedles.com](http://onpinsandneedles.com)

Contact: Anna Verbeek

## Buena Vista

### Bev's Stitchery

202 Tabor Street, P.O. Box 1773

Buena Vista, CO 81211

719-395-8780

9:30 a.m.-5 p.m. Monday-Friday

9:30 a.m.-3 p.m. Saturday

Contact: Bev Zabloudil

Bev's sells fabric, notions, and needlework and quilting supplies, and offers classes.

## Canon City

### First Stitches Canon City

212 S. 4th Street, Canon City, CO 81212

719-285-8088

10 a.m.-5 p.m. Monday-Friday

10 a.m.-3 p.m. Saturday

Email: [kim@firststitches.com](mailto:kim@firststitches.com)

Web: [firststitches.com](http://firststitches.com)

Contact: Kimberly Smith

Janome, Baby Lock and Brother. Dealer carries fabric, notions and machine-embroidery supplies, and offers classes.

## Castle Rock

### Sew-Ciety

1025 S. Perry Street, Suite 101

Castle Rock, CO 80104

720-733-8102

10 a.m.-6 p.m. Monday-Friday

10 a.m.-5 p.m. Saturday

Email: [sew-ciety@sew-ciety.com](mailto:sew-ciety@sew-ciety.com)

Web: [sew-ciety.com](http://sew-ciety.com)

## Log Cabin Quilt'N Sew

3243 McCracken Lane

Castle Rock, CO 80104

703-586-3265

Purchase online immediately or in person by appointment 9 a.m.-5 p.m.

Extra-wide Quilt Backing Fabric—Over 200-bolt selection of colors & Prints by your favorite designers from Moda, Riley Blake, Henry Glass, Maywood Studios, Studio E and others

Longarm Quilting and Binding Services available

## Centennial

### Holly's Quilt Cabin

8210 S. Holly Street, Centennial, CO 80122

720-529-9659

9:30 a.m.-5 p.m. Monday-Saturday

Noon-4 p.m. Sunday

Email: [info@thequiltcabin.com](mailto:info@thequiltcabin.com)

Web: [thequiltcabin.com](http://thequiltcabin.com)

Holly's has more than 7,000 bolts of fabric by a variety of designers. The shop is home to Mountainpeak Creations pattern company.

## Colorado Springs

### High Country Quilts

4727 N. Academy Blvd.

Colorado Springs, CO 80918

719-598-1312

9:30 a.m.-6 p.m. Monday-Saturday

Email: [hc@hcquilts.com](mailto:hc@hcquilts.com)

Web: [hcquilts.com](http://hcquilts.com)

Owners: Karen Rellafor and Jean Wilt

This shop sells quilting supplies, fabric, Bernina sewing machines and APQS longarm quilting machines, and offers classes.

## Ruth's Stitchery

4440 Austin Bluffs Parkway

Colorado Springs, CO 80918

719-591-1717 or 1-888-591-8803

9 a.m.-5 p.m. Monday-Saturday

Noon-5 p.m. Sunday

Email: [rstitchery@pcisys.net](mailto:rstitchery@pcisys.net)

Web: [ruthsstitchery.com](http://ruthsstitchery.com)

Contact: Catherine Culp and Beth Spillane

Ruth's Stitchery, an authorized Viking dealer, sells fabric, cross-stitch and machine-embroidery supplies.

## Denver

### A Stitching Shop (aka Brazilian Embroidery)

4444 Morrison Road, Denver, CO 80219

303-727-8500

10 a.m.-5 p.m. Monday-Saturday

Web: [StitchingShop.com](http://StitchingShop.com)

Christine Hause teaches beginning to advanced classes and workshops in stitchery from canvas to cross-stitch to quilt embellishment with silk ribbon and thread. She also lectures. Phone and mail orders are taken.

## Englewood

### Wooden Spools Quilting, Knitting & More!

2805 South Broadway, Englewood, CO 80113

303-761-9231

10 a.m.-5 p.m. Monday-Saturday

12 p.m.-4 p.m. Sunday

Web: [woodenspools.com](http://woodenspools.com)

Contact: Vicki Skigen

We carry Cherrywood Hand-Dyed Fabric!

## Erie

### Colorado Creations Quilting

849 Pope Drive, Erie, CO 80516

Email:

[info@coloradocreationsquilting.com](mailto:info@coloradocreationsquilting.com)

Web: [coloradocreationsquilting.com](http://coloradocreationsquilting.com)

Contact: Jackie Vujcich

Jackie lectures and teaches quilt classes and workshops. Her online shop features nature-themed cotton and batik fabrics, pictorial and patchwork patterns, and kits and gift items.

## A Quilter's Corner

71 Erie Parkway, #104, Erie, CO 80516

720-328-8181

10 a.m.-5:30 p.m. Monday-Saturday

11 a.m.-4 p.m. Sunday

Web: [aquilterscorner.com](http://aquilterscorner.com)

Owner: Marci Schnabel

This shop has more than 5,000 bolts of fabric from classic to modern and quilting accessories, thread, kits, patterns and decorative signs.



## Business Directory *continued from page 16*

### **Cotton Sandwich Quilt Shop, LLC**

170 Cessna Drive, Erie, CO 80516-8112

303-993-4061

Owner: Ruby J Earnshaw

Hours by appointment 10 a.m. to 5 p.m. Monday - Saturday

Email: [cottonsandwich@gmail.com](mailto:cottonsandwich@gmail.com)

Web: [cottonsandwichquiltshop.com](http://cottonsandwichquiltshop.com)

This unique shop carries a variety of 100% Cotton Fabric, including novelty prints, quilt kits, fat quarter bundles, batting, quilt kits, patterns and notions.

### **Fort Collins**

#### **Maggie's Sewing & Fabric**

1725 S. College Ave., Fort Collins, CO 80525

970-472-1822

9:30 a.m.-5 p.m. Monday-Friday

10 a.m.-3 p.m. Saturday

Website: <https://www.maggiessewvac.com>

Email: [info@maggiessewvac.com](mailto:info@maggiessewvac.com)

Maggie's sells Baby Lock sewing machines, sergers and longarm quilting machines; services most makes and models of sewing machines; and sells fabric, thread, patterns and classes.

#### **The Presser Foot**

1833 Harmony Road, Fort Collins, CO 80525

970-484-1094

10 a.m.-5 p.m. Monday-Wednesday and

Friday-Saturday

10 a.m.-6 p.m. Thursday

Email: [sewbernina@thepresserfoot.com](mailto:sewbernina@thepresserfoot.com)

Web: [thepresserfoot.com](http://thepresserfoot.com)

The Presser Foot sells Bernina sewing machines and accessories and services all brands of machines. The shop offers speciality classes and carries a variety of thread.

### **Fort Morgan**

#### **Inspirations Quilt Shop**

19562 County Road R. 7 (marked as 8th Avenue)

Fort Morgan, CO 80701

970-542-0810

9 a.m.-5:30 p.m. Monday-Saturday

Web: [inspirationsquiltshop.com](http://inspirationsquiltshop.com)

Fabric, quilters' needs, gift items and classes are available at this shop.

### **Golden**

#### **Golden Quilt Company**

1108 Washington Ave., Golden, CO 80401

303-277-0717

10 a.m.-4:30 p.m. Monday, Wednesday-Saturday

Closed on Tuesdays

Noon-4 p.m. Sunday

Email: [info@goldenquiltcompany.com](mailto:info@goldenquiltcompany.com)

Web: [goldenquiltcompany.com](http://goldenquiltcompany.com)

Owner: Nancy Swanton

This shop specializes in Kaffe Fassett, batik, bright, and black-and-white fabrics and carries notions, gifts, kits and finished quilts. It offers classes and machine-quilting services.

### **Rocky Mountain Quilt Museum**

200 Violet Street, Unit 140, Golden, CO 80401

303-277-0377

10 a.m.-4 p.m. Monday-Saturday

Web: [rmqm.org](http://rmqm.org)

The museum's exhibits change quarterly. The gift shop carries quilts, quilt-related items, fabric, books and notions.

### **Greenwood Village**

#### **The Quilted Cricket**

5125 S. Clarkson St., Greenwood Village, CO 80121

303-667-8846. Call for an appointment.

Email: [Crystal@Zagnoli.com](mailto:Crystal@Zagnoli.com)

Web: [thequiltedcricket.com](http://thequiltedcricket.com)

Contact: Crystal Zagnoli

The Quilted Cricket studio houses three 26" Innova longarm machines. This business provides reasonably priced edge-to-edge and custom quilting services. No intake fees. No minimums.

### **Highlands Ranch**

#### **A Quilter's Choice - APQS West**

8698 Aberdeen Circle, Highlands Ranch, CO 80130

435-229-2703

Hours by appointment; call ahead.

Email: [aquilterschoice@gmail.com](mailto:aquilterschoice@gmail.com)

Web: [aquilterschoice.com](http://aquilterschoice.com)

Contact: Myrna Ficken

Quilt artist Myrna Ficken provides APQS machine sales and rentals, machine service, longarm and piecing classes, longarm supplies, and quilting service.

### **Longmont**

#### **Maggie's Sewing & Fabric**

1450 N. Main Street, Unit B

Longmont, CO 80501

303-651-7752

9:30 a.m.-5 p.m. Monday-Friday

10 a.m.-3 p.m. Saturday

Website: <https://www.maggiessewvac.com>

Email: [info@maggiessewvac.com](mailto:info@maggiessewvac.com)

Maggie's sells Baby Lock sewing machines, sergers and longarm quilting machines; services most makes and models of sewing machines; and sells fabric, thread, patterns and classes.

#### **The Presser Foot**

2430 N. Main Street, Longmont, CO 80501

303-485-6681

10 a.m.-5 p.m. Monday-Wednesday, Friday and

Saturday; 10 a.m.-6 p.m. Thursday

Email: [bernina@thepresserfoot.com](mailto:bernina@thepresserfoot.com)

Web: [thepresserfoot.com](http://thepresserfoot.com)

The Presser Foot sells Bernina sewing machines and accessories and services all brands of machines. The shop offers speciality classes and carries a variety of thread.

### **Loveland**

#### **Meadow Lane Stitching**

1479 W. Eisenhower Blvd., Loveland, CO 80549

Located inside Stitches Quilt Shop

970-672-9693

11 a.m.-4 p.m. Thursday-Saturday

Web: [meadowlanestitching.com](http://meadowlanestitching.com)

Owner: Crystal Soderquist Wentz

This shop offers supplies, patterns, notions and classes for hand stitching, including embroidery, wool appliqué, sashiko and more. Also available: Longarm quilting.

#### **Stitches Quilt Shop**

1479 W. Eisenhower Blvd., Loveland, CO 80549

970-541-1520

Email: <http://stitchesloveland.com>

This shop specializes in modern, bright, fun fabrics for quilting and bags.

### **Lyons**

#### **Lyons Quilting**

P.O. Box 1491, Lyons, CO 80540

9:30 a.m.-3:30 p.m. Monday-Saturday

Web: [lyonsquilting.com](http://lyonsquilting.com)

### **Milliken**

#### **Eye of the Beholder Quilt Design**

2324 Carriage Drive, Milliken, CO 80543

970-330-6164

Email: [info@eobquiltedesign.com](mailto:info@eobquiltedesign.com)

Web: [eobquiltedesign.com](http://eobquiltedesign.com)

Owner: Margaret Brewster Willingham

Offering unique patterns inspired by the world around us for hand or machine, plus virtual & in-person workshops and lectures.

### **Monument**

#### **Sew in Tune**

251 Front Street, Unit 12, Monument, CO 80132

719-203-5642

10 a.m.-2 p.m. Monday; 10 a.m.-5 p.m. Tuesday-Friday; 10 a.m.-2 p.m. Saturday; and by appointment

Facebook: Sew-In-Tune

Instagram: [sewintuneservicing](https://www.instagram.com/sewintuneservicing)

Web: [sewintuneservicing.com](http://sewintuneservicing.com)

A bright and welcoming shop with fabric from contemporary to modern, with a touch of traditional. Let us bring our pop-up shop to your meeting or retreat. Lectures and classes available, in-shop or your location. All brands service & repair.

*Continued on page 18*

## **Pueblo**

### **First Stitches Pueblo**

805 Eagleridge Blvd., #140, Pueblo, CO 81008

719-225-8142

10 a.m.-5 p.m. Monday-Friday

10 a.m.-3 p.m. Saturday

Email: [kim@firststitches.com](mailto:kim@firststitches.com)

Web: [firststitchespueblo.com](http://firststitchespueblo.com)

Contact: Kimberly Smith

First Stitches provides sales and service for Baby Lock and Brother and Janome sewing machines. It offers fabric, machine embroidery supplies, notions and classes

### **Stitcher's Garden**

308 S. Union Ave., Pueblo, CO 81003

719-545-3320

FAX: 719-545-3307

10 a.m.-5 p.m. Tuesday-Friday

10 a.m.-4 p.m. Saturday

Email: [stitchers\\_garden@yahoo.com](mailto:stitchers_garden@yahoo.com)

Contact: Sandy Strickland

Stitcher's Garden carries fabric, books, thread, notions, patterns and yarn, and offers classes.

## **Sandy, Utah**

### **Rocky Mountain Sewing and Fabric**

8740 S. 700 E. Sandy, UT 84070

801-566-3812

Web: [rmequilters.com](http://rmequilters.com)

Contact: Lisa Rogers

This Gammill dealer for Colorado, Utah and Nebraska sells thread, batting on the roll, and 90-inch wide Minky and sateen backing.

## **Laramie, Wyoming**

### **Quilt Essentials**

314 S. 2nd Street, Laramie, WY 82070

307-742-6156

10 a.m.-5:30 p.m. Monday-Saturday

Web: [quiltessentialslaramie.com](http://quiltessentialslaramie.com)

Contact: Kara Enyeart

Quilt Essentials carries a variety of fabrics, notions and patterns. The shop sponsors exhibits, events, classes and clubs.

## **CQC October 2021 General Meeting Minutes . . . . . Submitted by Recording Secretary Betty Andrews**

**Laural Hoppes, President** called the meeting to order at 10:01 a.m. via Zoom with 94 members present. Laural announced this is Colorado Quilting Council's 43rd anniversary and welcomed members and guests. All were asked to mute themselves during the speaker's program. Information on workshops and other activities are available on the CQC website. Haxtun, a Colorado quilting guild, was invited to join the meeting today. Different Colorado guilds will be invited each month through 2022. The Black Forest Log Cabin School quilt show was announced as a local fundraiser.

**Nancy Samuel, nominations**, provided her election report through Laural for the three elected positions for 2022. 1st vice president for membership is Dawn Pettinger, treasurer is Karen Truesdell and recording secretary is Betty Andrews. CQC will continue to work to fill the positions for president, 2nd vice president for programs and 2nd vice president for programs elect. Until those positions can be filled, a committee will temporarily

perform those duties to allow continued operation of the council and completion of actions needed to continue meetings, programs and other activities. Laural announced there will be door prizes drawn after our speaker's presentation.

**Carol Cook, Virtual Sit and Sew** is at 6:30 p.m. every third Wednesday. November 17 is the next meeting. This is a virtual meeting open to all members. The link will be sent out in the eblast and on the CQC website.

**Carol Cook, Fall Retreat** was October 15-17 at The Hideaway Resort, Black Forest. 17 people attended in person and virtually. There was a Quilt-A-Long pattern "Blue Moon Tonga" provided as well as quilters working on individual projects. 39 blocks were completed for Project Warm Hearts, as well as completing other quilts for the project. 2022's Fall Retreat will have Carolyn McCormick providing a paper pieced pattern of a pineapple quilt inspired by the International Quilt Museum's exhibit.

**Dana Jones, 2nd vice president for programs**, provided a summary of upcoming programs and workshops. Our October speaker is Maria Shell speaking on "Patchwork to Art – Journey of an Alaskan Quilter" with a workshop October 24. December's speaker is Sarah Ann Smith "How Did She Do That" with a workshop "Collage the Garden." Dana introduced Maria Shell and encouraged anyone who might want to register for the workshop to do so today either by calling Dana or registering on the CQC website. Maria Shell provided a diversified approach to color and fabric use and interesting opportunities in the quilting community.

**Laural Hoppes** called for committee reports at the conclusion of the program.

**Pat Cleveland, 1st vice president for membership**, announced the current membership is at 419 and asked those with an anniversary date in January to start filling out their membership renewals.

*continued on page 19*



## CQC October 2021 General Meeting Minutes *continued from page 18*

**Betty Andrews, secretary**, reminded members that minutes are published in the newsletter and asked that any corrections be sent to her.

**Karen Truesdell, treasurer**, presented the financial statements as of September end, including reports for Quilt-A-Fair and Fall Retreat. Key income and expenses were displayed with the understanding that these reports were a draft and will be finalized and the final report submitted. A request for details on what had been spent was made and Karen indicated those could be shared in future formats. Karen reminded members of Colorado Gives Day December 7. CQC is listed as an organization for donations. There is a matching grant program based on the donations given to each organization. The website is [www.coloradogives.org](http://www.coloradogives.org).

**Patty Joy, Parliamentarian**, discussed the temporary CQC Steering Committee's proposed responsibilities until a president, 2nd vice president for programs and 2nd vice president for programs elect are found. Ellen Nepustil requested information on how the general CQC membership could interact with this group. Patty explained several people will each take portions of responsibilities. For instance, one person would find speakers, another accepts registrations, another would fill out the article the president usually writes for the

newsletter and another would provide the slides for the general membership meeting. All functions would go through the board as those positions currently do.

**Katie Melich, Quilt-A-Fair Member Quilt Show**, announced our winner was Pat Cleaveland with quilt #230.

**Betsy Stewart, Project Warm Hearts:** Laural announced Barb Gardner as this month's winner with her chosen quilt recipient as ABC Quilts.

**Pat Smith, Colorado Quilt Trails**, announced the inventory is 50% complete. Help is needed to complete inventory to the north and south areas of Colorado. Pat has created and posted a table of the quilts on the website. These are organized by area. The Colorado Quilting Council recognizes there are some wonderful quilts displayed as quilt trails by other organizations in Colorado and will accept and post links to these quilt listings. Several people spoke up as interested in either helping or interested in listing a link to a trail in their area.

**Karen Hadfield and Maryann Ray, Raffle Quilt 2021:** Maryann and Karen thanked the Sew-in-Tune quilt shop in Monument for their support in allowing raffle quilt sales twice in November as well as multiple times earlier in the year. Raffle quilt sales have been well supported and though we have not yet reached our goal of \$12,000, we are very close to \$10,000. Our sales for September

were \$1,392.00 from Quilt-A-Fair sales and other events. Our team has done very well finding places to show the quilt and sell tickets. The Aldens made a small quilt that will go to the person who sold the largest number of tickets. If you bought tickets during any of the times the quilt was displayed at venues, please report those numbers to Maryann to be added to the ticket count you purchased directly from her.

**Sue Keck, Shirley Sanden Memorial Fund**, reported \$85 was earned at the Quilt-A-Fair Silent Auction. Two scholarships were awarded in September and another has been applied for. Anyone can request a scholarship for a class through the Shirley Sanden Memorial Fund.

**Laurel Hoppes, Door Prizes:** The theme this month is quilting tools. Angie Jones won Schmetz quilting needles, Rebecca Anderson an Omnigrid on Point ruler, Heather Lundquist won Havel Scissors and Nancy Green won a 120-degree ruler. Next month the door prize theme will be projects for holidays.

**Pat Macmillan, corresponding secretary** asked for members to remember Betty LaPan with cards.

Laural Hoppes dismissed the meeting at 12:11 p.m.



## *Colorado Threads*

Newsletter of  
The Colorado Quilting Council, Inc.  
P.O. Box 295  
Wheat Ridge, CO 80034-0295

Presorted Standard  
U.S. Postage  
PAID  
Boulder, CO  
Permit No. 909

**COMMUNITY FIRST  
FOUNDATION**

**COLORADO  
GIVES  
DAY**

**1STBANK**  
Corporate Partner

**December 7, 2021**

**ColoradoGivesDay.org**

Colorado Gives Day donations are accepted at [ColoradoGives.org](https://www.coloradogives.org), which features the missions, programs and finances of more than 2,900 Colorado nonprofits. Each organization's online profile is screened by to ensure specific standards are met before they are added to the program.

Colorado Gives Day. It's more than just a day. It's a movement that inspires and unites thousands of donors to give where they live and support Colorado nonprofits.

Colorado Gives Day features a \$1 Million Incentive Fund. Every nonprofit receiving a donation on Colorado Gives Day receives a portion of the fund, increasing impact and the value of every dollar donated.

Every donation helps! The minimum donation that can be made online is \$5.

Donations can be scheduled ahead of time. Starting November 1, 2021, you can schedule your donation for December 7 so it will count toward the Colorado Gives Incentive Fund.

Donate to CQC at:  
<https://www.coloradogives.org/ColoradoQuiltingCouncil>