

# Colorado Threads

Newsletter of The Colorado Quilting Council

July  
2020

Vol. 42 • No. 7

## Inside This Issue

|                     |        |
|---------------------|--------|
| President's Message | 2      |
| August Program      | 3      |
| Workshops           | 3, 4   |
| Meeting Schedule    | 4      |
| Virtual CQC         | 5      |
| Raffle Quilt        | 5      |
| Show and Tell       | 6, 7   |
| Board Minutes       | 8      |
| News and Notes      | 9      |
| CQC Shop Hop        | 9      |
| Leadership Ops      | 9      |
| QAF Quilt Show      | 10     |
| QAF Information     | 11     |
| Book Review         | 12     |
| Warm Hearts         | 12, 13 |
| Treasurer's Report  | 14     |
| Business Directory  | 15     |
| Meeting Minutes     | 19     |



## Ricky Tims to Introduce Lizzy Albright July 25

Colorado Quilting Council members will be among the first to get an inside look at Ricky Tims' latest endeavor when Ricky presents "The Lizzy Albright Revolution Begins" at our Saturday, July 25 meeting via Zoom.

Ricky has recently dipped his boot into a new arena — fiction writing. With Kat Bowser, he has co-authored a 350-page fantasy novel that relates to a 1930s sampler quilt. Ricky will read selections from *Lizzy Albright and the Attic Window*, share the backstory of the book, and provide insights into this new venture.

Lizzy's appearance in the quilt world goes beyond the book to include a quilt, a pattern book, a line of retro fabric, coloring books and more. This is a cross-generational endeavor to captivate younger quilters.

Don't be deceived. This is a fun, adventurous story but there's also suspense and drama. The book has been described as *The Wizard of Oz* meets *Alice in Wonderland* meets *Harry Potter*. The website says of the story:

"An over-imaginative girl, an antique quilt, a goose named Gretta and a cursed kingdom combine to provide the founda-



Ricky Tims will introduce CQC members to Lizzy Albright, the heroine of his new book, July 25.

tion for a fantastic story filled with surprise, wonderment and bravery."

Ricky, a fellow Coloradan who calls the mountain town of LaVeta home, is a sought-after speaker, quilt teacher, author, musician, fabric designer and photographer. His quilts have received numerous international awards and have been displayed worldwide. His contemporary quilts have traditional appeal.

Ricky's quilting journey began in 1991. He was named one of the 30 most distinguished quilters in the world. In 2009, *Quilters Newsletter* readers chose him in a three-way tie with Alex Anderson and Karey Bresenhan as

the most influential person in the quilting industry. CBS News Sunday Morning featured him in 2008.

In addition to keeping an extensive teaching and speaking schedule, Ricky is co-founder and co-host of "The Quilt Show" with Alex Anderson. He presents two-day Quilt Luminarium seminars across the

United States, holds five-day retreats at his studio in LaVeta, and leads a 52-week online photography course. He is president of the International Quilt Association.

Ricky is a pianist, conductor, composer, arranger, music producer and performing artist. He conducted the 1998 concert, "When We No Longer Touch," featuring the St. Louis Symphony Orchestra and St. Louis Voices United Chorus. He has produced several solo piano recordings.

For information on his new venture, see: [www.lizzyalbright.com](http://www.lizzyalbright.com).

**Saturday, July 25 Meeting:** The CQC meeting will begin at 10 a.m. The Zoom connection will open at 9:30 a.m. to ensure you are on board in time and to give you a chance to visit with CQC friends. See page 9 to ensure we have your current email address so you get the Zoom link a few days before the meeting. **Quilt-a-Fair 2020** is going virtual. See pages 10-11.

# Making Quilting Memories

By Laural Hoppes, Colorado Quilting Council President  
quiltinglaural@comcast.net



Colorado Quilting Council held its first virtual meeting in May. We were thrilled to have 90 members join us from across our state and beyond. Dana Jones spoke on Japanese fabrics.

During this pandemic, we're looking for ways to stay connected. We're learning new online skills to be in touch with family and friends, including our CQC community. Although our state is slowly opening, many still do not want to venture out. Online shopping; drive-thru fast food; banking online and by mail; wearing masks during hair cuts; consulting with doctors by telemedicine avenues; and curbside pick-up of groceries, household items and, of course, quilting supplies have become the new norms. Thank you for learning with us.

Duke Ellington and Barney Bigard wrote the jazz classic "Mood Indigo" in 1930. The song's instrumentation departed from the norms of its era. Mr. Ellington reversed the instruments with the clarinet at the lower tones and the trombones and trumpets the higher tones. Irving Mills' lyrics for this Grammy Hall of Fame song say:

"Now you have been blue,  
yes but you ain't been blue,  
Till you've had that mood indigo."

Mood indigo was the opening note of Dana Jones' May 16 general meeting presentation, "Indigo, Taupe & More: Japanese Fabrics from Vintage to Contemporary." Dana's lecture was based on a series of interviews she did with multiple generations of Japanese quilters and fabric designers.

Dana began by explaining indigo's rise to widespread use in Japan during the Edo Period — the 17th-19th centuries. Cotton was cheap and indigo easy to grow so in-



**Shizuko Kuroha works in her studio in Japan. Note her stash of vintage and reproduction indigos and sarasas. Photo by Dana Jones©**

digo-dyed clothing became the attire for the large peasant class across Japan. A wide range of blues could be produced in the dyeing process.

Dana learned about Japanese indigos from Shizuko Kuroha, a leading Japanese quilter and quilt teacher who works mostly with vintage indigos and *sarasas* — fabrics inspired by calicos and chintzes brought to Japan from India by Portuguese traders in the early Edo Period. When Shizuko began quilting with vintage fabrics, they were sold at flea markets. Five decades later, the same fabrics are hard to find and expensive so Shizuko has designed reproduction indigo fabrics in recent years. It is challenging to get the richness of plant-dyed fabrics using today's chemical dyes.

Dana interviewed Shizuko at her studio and classroom. The photo of her shelves of vintage indigo fabrics was amazing. You could see the variation of shades.

Dana also discussed Japanese quilters' use of "taupe" fabrics. Like indigo, the colors of these fabrics originated in the land. While dictionaries define *taupe* as

brown or tan shades, Japanese taupe fabrics are a rainbow of colors. Yoko Saito, another leading quilter and teacher, referred Dana to her explanation of taupe in her book, *Yoko Saito's Taupe Color Theory: A Study Guide*. She writes taupe is "the sweet, soft brown of tea with milk; the rich brown of bitter chocolate; the warmth of milky white pearls; and the deep, dark red of ripe cherries."

Another well-known quilter and teacher working mostly with taupe fabrics, Reiko Kato, told Dana the colors reflect the rainbow of *Bizenyaki*, a prized pottery that is fired without glaze allowing the colors of the clay to emerge.

"Ooh you have been blue, yes  
Not till you have the mood indigo."

By the time this newsletter reaches you, we will be into our first ever CQC Block of the Month class and looking forward to more online classes. Twenty-four members from across Colorado are making "Red at Night" with instructor Pat Syta of Bound to Be Quilting.

Because of the pandemic, we have not been able to sell raffle tickets at the usual venues. For the safety of all, CQC leaders reluctantly canceled this year's Quilt-a-Fair, leaving the raffle tickets as our No. 1 way to raise funds. So we need the help of every CQC member to boost ticket sales. We've set a goal toward doubling the percentage of tickets returned. We can only reach this goal with your efforts.

If you've not returned your tickets, please fill out the stubs then send them with the \$15 as soon as possible. See page 5 of this newsletter for full instructions on how to do this and for creative ideas for how you can sell more tickets.

I look forward to seeing you at our next virtual meeting via Zoom.





## Cheryl Phillips to Teach 'Braided Twist' Via Zoom

Love Cheryl Phillips' "Braided Twist" table runners? Then you'll want to sign up for her CQC workshop to be offered from 10 a.m. to 1 p.m. Saturdays, August 1 and 8 via Zoom.

The workshop will be open to a maximum of 20 people. The fee is \$25. Participants need to purchase the Braided Twist Book and Tool Combo from Cheryl's website: [www.phillipsfiberart.com](http://www.phillipsfiberart.com). A complete supply list is on the CQC website: [coloradoquiltingcouncil.com](http://coloradoquiltingcouncil.com).

Cheryl began teaching quilting and wrote her first book, *Quilts Without Corners*, in 1992. The platinum version of the book continues to be sold today. She has since published 12 books and numerous patterns. She has designed 32 quilting tools, many specialized acrylic rulers that make complicated patterns easier. *Braided Twist* and the accompanying tool of the same name are her latest creations. Her company is based in Grand Junction.

To register, complete the registration form on page 4 of this newsletter and send it with payment to Dana Jones as indicated on page 4. For information and to pay by credit card, call Dana at 720-346-3952.

## Teri Lucas: Color, Thread, Free-Motion Stitching


Teri Lucas will speak to Colorado Quilting Council at 10 a.m. Saturday, August 22 fresh from the July release of her book, *Color, Thread & Free-Motion Quilting: Learn to Stitch with Reckless Abandon* (C&T Publishing, 2020). When Alex Anderson spoke to CCQ in July 2019, she told us to watch for Teri's book, saying it would become a must-have on her bookshelf. In the book's foreword, Alex writes:

"This book contains valuable information that will boost your machine quilting experience and output, no matter your skill or comfort level....Teri continually sprinkles in tips and tricks that make so much basic sense, yet had not occurred to me before...This book is a creative delight."

Teri's time with CQC will be a creative delight as she discusses "The Impractical Color Wheel." Teri describes herself as "a free-motion machine quilting geek and teacher with a passion for thread and home sewing machines." She lives the "your quilt, your rules" approach to color and motifs. She will explain why our thread stashes are as important as our fabric stashes.

Teri started quilting 26 years ago. She has recently moved from New York City to Texas. She'll join CQC via Zoom.

For those interested in learning more from Teri, she will teach a workshop, "Having Fun with Color in the Most Im-



Teri Lucas' workshop — "Having Fun with Color in the Most Impractical Way" — will let you explore thread choices as you practice quilting motifs.

practical Way" in three two-hour sessions from 1-3 p.m. Sundays, August 23 and 30 and September 6, also via Zoom.


Teri will take workshop participants on an adventure of exploring how thread color changes on quilt tops depending on the backgrounds, the weight of the threads and how densely we stitch. Participants will use various shades of six colors and thread types to create a color wheel as they practice stitching a variety of quilting motifs from her book. Creating your own color wheel will help you learn to select the threads that make the most sense for your quilts.

Mark your calendar now to hear Teri, then register for her workshop using the form on page 4 of this newsletter.

## Cindy Grisdela to Speak on the Anatomy of Improv October 24

Cindy Grisdela will speak to CQC on the "Anatomy of Improv" at 10 a.m. Saturday, October 24 via Zoom. She will lead a workshop — "Focus on the Improv Block" — Sunday, August 25, also via Zoom.

Workshop participants will piece improv center blocks then add borders and insets while creating asymmetrical open space.



Detail of Cindy Grisdela quilt

## CQC Meeting and Workshop Schedule

| Month                    | LOCATION  | SPEAKER                             | LECTURE   | WORKSHOP   |
|--------------------------|---|-------------------------------------|---|--|
| <b>July</b>              | In-person meeting canceled.<br>Online meeting via Zoom.                           | Ricky Tims                          | July 25<br>"The Lizzy Albright Revolution Begins" | Canceled   |
| <b>August</b>            | In-person meeting and workshop canceled.<br>Online meeting and workshop via Zoom. | Teri Lucas<br>terificreations.com   | August 22<br>"The Impractical Color Wheel"        | Sundays, August 23 & 30 and Sunday, September 6<br>"Having Fun with Color in the Most Impractical Way" |
| <b>September</b>         | In-person event canceled.<br>Virtual event via Zoom being planned.                | Quilt-a-Fair                        | September 25 and 26                               |  |
| <b>October</b>           | In-person meeting and workshop canceled.<br>Online meeting and workshop via Zoom. | Cindy Grisdela<br>cindygrisdela.com | October 24<br>"Anatomy of Improv"                 | October 25<br>"Focus on the Improv Block"  |
| <b>November/December</b> | In-person meeting canceled.<br>Online meeting via Zoom.                           | TBA                                 | TBA   | Canceled   |

### Register for CQC Workshops

Register at any time for any and all of the 2020 Colorado Quilting Council workshops. These workshops will be offered online via Zoom. Complete this registration form or see the CQC website — [www.coloradoquiltingcouncil.com](http://www.coloradoquiltingcouncil.com) — for a registration form. Information on workshops that are coming soon is listed on page 3 and also on the CQC website. Check the workshop(s) for which you are registering in the list below.

- ☐ Braided Twist, Cheryl Phillips, Saturdays, August 1 & 8, \$25
- ☐ Having Fun with Color in the Most Impractical Way  
Teri Lucas, Sundays, August 23 & 30, and September 6
- ☐ Focus on the Improv Block, Cindy Grisdela  
Sunday, October 25

**To register,** check the workshop(s) you are registering for at left, then mail this form and a check payable to CQC to:

Dana Jones  
P.O. Box 189  
Rollinsville, CO 80474

Workshops are \$55/workshop for CQC members (non-members \$80 for first workshop and \$55 for each additional workshop) except for "Braided Twist," which is \$25 for members and \$50 for non-members. Non-member fees include a \$25 one-year CQC membership. You can pay by credit card by calling Dana Jones at 720-346-3952. Email questions to Dana Jones at [danaellen-jones@gmail.com](mailto:danaellen-jones@gmail.com) or call 720-346-3952.

|                  |
|------------------|
| Name             |
| Street Address   |
| City, State, Zip |
| Phone            |
| Email Address    |
| Workshop         |

**Refund policy:** If written notification of cancellation is received 30 days in advance, a full refund minus a \$3 handling fee will be returned to you. If less than 30 days in advance, a refund, minus the \$3 handling fee, will be given only if the workshop space can be filled from the waiting list. If the workshop is canceled by CQC, you will be notified as soon as possible, and a full refund will be given.

# What You Need to Know About CQC in Pandemic Times

CQC's leadership team is working hard to adapt to being your statewide quilt guild during a pandemic. We're finding new ways of offering you the quality programming you expect.

We're surprised how much we can connect and learn during online meetings and workshops. *Zoom* is becoming a household word for many CQC members. Eliminating the need to drive to meetings means folks from beyond the I-25 corridor can participate more easily. We can reach every corner of our state and beyond. Here's what you need to know about CQC right now:

- We will hold the remainder of 2020 meetings, events and workshops online. This includes Quilt-a-Fair, which will go virtual. See pages 10 and 11 and watch the website for information on how you can attend Quilt-a-Fair from the comfort of your home.
- Fall retreat has been canceled. We are looking into online activities that weekend, Friday-Sunday, October 9-11, so save the date.
- Our revenue sources have been reduced. Moving Quilt-a-Fair online is our largest loss. We don't know when in-person events can resume, so your CQC leadership team is working to stretch our financial resources this year and into next year.
- We need your help to raise funds. Please sell all the raffle-quilt tickets you received from us earlier this year, and if possible, request more to sell. You may also want to increase your membership level from the basic \$25 to one of the challenge levels.

## Raffle-quilt tickets

Kay Hefner, raffle quilt coordinator, reports about 50 percent of CQC members have sent raffle-ticket money. That means there are more than 250 members with money to send in. If all outstanding tickets are returned at \$15 per person, that would add close to \$4,000 to CQC coffers. If our records show you have not yet returned the tickets we sent you, a fellow

CQC member will be calling you. If you have returned the money, thanks. Just let the caller know. Send your completed ticket stubs and \$15 to:

Kay Hefner  
2308 S. Eldridge Street  
Lakewood, CO 80288

If you are able to sell additional tickets, Kay can make this easy for you. Send her a check for the number of tickets you want. The tickets are \$1 each or \$5 for six. Be sure to include your name, address, phone number and email address. Kay will write your name and phone number on the ticket stubs and add those tickets to the hopper for the December drawing. She will email you the ticket numbers. This way, you won't have to mail back ticket stubs.

Please send in raffle-ticket money and stubs as soon as you can. You don't want to miss the chance to win this year's stunning quilt for yourself, a family member, a friend or a favorite charity. You can buy the tickets for yourself or give them to others, or you can sell them to your friends. Here are ideas for selling more raffle-tickets:

- Buy one or more tickets for each person in your quilting guild, circle or bee. Give each a chance to win along with a photo of the quilt and let them know how they can get more tickets when they fall in love with the quilt. Kay is glad to email you a photo.
- Get a set of six tickets for each member of your family: grandchildren, parents, grandparents, nieces and nephews, aunts and uncles. Send the tickets to them with photos of the quilt.
- If folks have been helping you with meals, shopping and other tasks during this difficult time, give them a set of six or more tickets to say thank you.

To contact Kay, email [khefner@comcast.net](mailto:khefner@comcast.net) or call 303-986-4560. If you'd like a photograph of the quilt, just ask and Kay



This year's raffle quilt, "Colorado Peaks and Valleys," was designed by Pat Syta and Mimi Hollenbaugh of Bound to Be Quilting, made by CQC members, and quilted by Rita Meyerhoff.

will email it to you. Let's make this a record year for raffle-ticket sales.

## Membership enhancements

A few years ago, CQC added membership levels beyond the basic membership. Consider supporting CQC by enhancing your membership level. Choose one:

- Piecer, \$50: Includes free attendance at all general meetings, \$10 discount on a workshop, \$15 tax-deductible donation to CQC.
- Appliquer, \$75: Includes free attendance at all general meetings, \$10 discount on two workshops, \$30 tax-deductible donation to CQC.
- Sustaining member, \$100: Includes free attendance at all general meetings, \$10 discount on three workshops, \$45 tax-deductible donation to CQC, recognized by name in CQC's December newsletter.

Add \$10 to each level if you wish to receive the newsletter by mail.

To find out how to enhance your membership level, contact Pat Cleaveland, 1st vice president for membership: [patcleaveland@msn.com](mailto:patcleaveland@msn.com) or 303-642-3338.





**"Gift for a Biker" by Sue Keck.**  
This quilt was a spur-of-the-moment creation for a friend.



**"Mountain Retreat"**  
Row by Row 2015  
by Sue Keck



**"Field of Poppies" by Sue Keck and Sue Shipman.** This quilt began as a hand-pieced and machine-quilted Drunkard's Path. The appliquéd flowers are stuffed, and wires in the pedals can be bent into various shapes. The quilt was made for an exhibition at Rocky Mountain Quilt Museum.



**"Bob's Bear" by Sue Keck**  
Sue says this is one of her favorite quilts. She started it at a CQC spring retreat in a class taught by Kim Mosher years ago. It sat unfinished until Sue's brother asked for a quilt he could put on a wall. When Sue showed him the grizzly, he loved it so she set about figuring out how to finish it. She found inspiration for the arrowhead border in a photo of a decorated buffalo skin.



**"New York Beauty" by Sue Keck and her sister, Mary Vance.** Crafted from their father's shirts and stash fabric. They enjoyed visiting while they sewed.

## Sue Keck Shares Her Quilts

CQC member Sue Keck began quilting in sixth grade. Her mother taught her to sew and embroider. She's loved sewing and quilting since. She enjoys making all kinds of quilts, some her own designs and some others' patterns though she frequently tweaks them to her tastes. Sue and her business partner, Sue Shipman, started a quilt-pattern business in 2000. Their work has been published in *McCall's Quilting* and several other quilt magazines. Sue says she loves to play with color and fabric.

**The Colorado Quilting Council, Inc.** (CQC) is a statewide organization of people interested in preserving the heritage of quilting, promoting excellence in quilting and related arts, and in providing a source of information and inspiration. Membership dues are \$25/year with the newsletter online and \$35 with the newsletter mailed. Membership is for a 12-month year. Membership pins can be replaced for \$25. The guest fee at general meetings is \$10.

*Colorado Threads*, the official publication of CQC, is published and mailed 11 times a year. The council reserves the right to select articles and advertising that reflect the purposes of the council. Articles, photos and advertisements need to be submitted to the editor at [cqceditor@gmail.com](mailto:cqceditor@gmail.com)

by the 15th of the preceding month. Advertising in the newsletter is only available to members of CQC. The Business Directory is \$60/year. Monthly ad prices are: Full page \$100, half page (horizontal) \$50, quarter page (vertical) \$35 and one-eighth page (horizontal) \$25. Request ads from and send fees to Pat Cleaveland/Advertising, Colorado Quilting Council, P.O. Box 295, Wheat Ridge, CO 80034-0295. Email copy and photos to the newsletter editor at [cqceditor@gmail.com](mailto:cqceditor@gmail.com).

Send address changes to: Membership Chair, Colorado Quilting Council, Inc., P.O. Box 295, Wheat Ridge, CO 80034-0295. For information on CQC: [www.coloradoquiltingcouncil.com](http://www.coloradoquiltingcouncil.com).



# Virtual Show and Tell

## Stay-at-Home Time Means Finishing Quilts for CQC Members

Until CQC members can again meet in person, the monthly Show and Tell is being done in the newsletter. For the August issue, send photos of your finished quilts to Dana Jones, [danaellenjones@gmail.com](mailto:danaellenjones@gmail.com), by July 15. Send high-resolution photos and include your name and the name of the quilt. If someone else quilted your quilt, include that person's name. If you used a pattern, share the name of the pattern and the designer.



**"Bunnies in the Grass" by Laural Hoppes**  
Pattern by Susan Marth



**"Foxes in Boxes"**  
by Betty Andrews



**"Streamers," CQC 2020 mystery quilt**  
Designed and made by Carol Cook



**"Rat Race" by Pat Cleaveland**  
Graduation quilt for her grandson  
Other side, "Oh The Places You'll Go,"  
Dr. Seuss panel and T-shirts  
Front pattern by Jane Hardy Miller



Above, **"Home Sweet Home Haunted Houses," Row by Row 2016**, from West Jordan, Utah  
Made by Laural Hoppes  
At right, **"Warping the Grid" by Carol Cook**. Design by Sarah Nishiura, CQC January 2020 workshop.



# CQC June Board Meeting Minutes

Submitted by CQC Recording Secretary Betty Andrews

President Laural Hoppes called the June 9 meeting to order at 6:07 p.m. Twenty-four members were present: Laural Hoppes, Dawn Mills, Betty Andrews, Pat Cleaveland, Jean Ruger, Dana Jones, Kay Hefner, Sue Keck, Barbara Lee, Carol Cook, Glenda Brown, Katie Melich, Lucille Rypinski, JaNelle Erickson, Chris Jacques, Sue Halpern, Karen Hadfield, Ellen Nepustil, Margaret Arnot, Jackie Anderson, Joyce Taft, Pat MacMillan, Mary Rush and Joyce Alden-Schuyler.

**President Laural Hoppes:** Because of Boulder County Fairgrounds restrictions, the CQC executive committee canceled Quilt-a-Fair. E-blasts are being used to reinforce communication to members. Laural has been working with Megan Melich and Elizabeth Redabaugh to transfer administration of CQC's Facebook and MailChimp accounts from Megan to Elizabeth.

**Recording Secretary Betty Andrews:** Lucille Rypinski moved approval of the corrected May 2020 board-meeting minutes. Laural Hoppes seconded, and board members unanimously approved the minutes.

**Treasurer Mary Rush:** The balance of accounts as of May 31, 2020: General account, \$3,466.22; raffle account, \$5,095.07; and Shirley Sanden, \$3,953.90 for total operating funds of \$12,515.19. CD, \$10,942.71, and Quilt-a-Fair, \$29,802.38, for a total of \$53,260.28. Refunds will be made to Quilt-a-Fair vendors. Some vendors' checks were not cashed in anticipation of the fair being canceled. Mary will move funds from the Quilt-a-Fair fund to the general fund to pay refunds.

**1st Vice President for Membership Pat Cleaveland:** Membership is 539. Pat has sent renewal reminders to members whose memberships will expire in July and August. Mary Rush said 20 vendor memberships will be refunded with their Quilt-a-Fair booth rentals.

## 2nd Vice President for Programs 2020

**Dana Jones:** Ninety people participated in the May general meeting via Zoom. Lea McComas will speak in June; Ricky Tims in July. There are 23 people registered for the Block of the Month workshop with Pat Syta starting June 11. The pattern is "Red at Night." Cheryl Phillips will teach a two-part "Braided Twist" table runner workshop August 1 and 8 via Zoom. Teri Lucas will speak in August and teach a workshop on making the most of thread color, weight and fiber choices for machine quilting, both via Zoom. If the October in-person general meeting is canceled, the scheduled speaker and teacher, Cindy Grisdela, will speak and teach via Zoom.

## Committee Reports

**Corresponding Secretary Pat MacMillan:** Pat sent a sympathy card to Judi Heck's family. Dawn Mills asked that she send a card to the family of Julia Sandrock who died in April. Carol Cook was asked to purchase books for the CQC library to memorialize each of these women.

**Library, Carol Cook:** There are 2,379 books in CQC's online library tool, "Library Thing." Carol has six bins of donated books to sell when we have the next in-person general meeting. Carol showed pictures of three donated quilts. The decision was made to use them for Shirley Sanden Memorial Fund raffles.

**Mystery Quilt, Carol Cook:** Carol asked if someone else is interested in designing the 2021 mystery quilt.

**Newsletter Editor/Designer, open position:** Interim Editor/Designer Dana Jones said we still need applicants for the position. Copy for the July newsletter is due to Dana by June 15.

**Hall of Fame, Jean Ruger:** Hall of Fame awards will be postponed until next year so the presentations can be made in-person in front of council members.

**Quilt-A-Fair, CQC Board, Dawn Mills:** Quilt-a-Fair 2020 has been canceled. Vendors are being asked to participate in online demonstrations on the days of fair.

Jamie Tabaka, a new member, is interested in setting up an online shop hop. Dawn will reach out to Jamie.

**Raffle Quilt 2020, Kay Hefner:** Kay reported ticket sales have slowed. Laural initiated discussion of ways to increase raffle-quilt ticket sales. Board members suggested ways to use social media and calling members who have yet to return money from ticket sales.

**Fall Retreat 2020, Betty Andrews:** Betty has contacted the Hideaway. The resort is open and available for the retreat with restrictions. More information is needed concerning restrictions.

**Shirley Sanden Memorial Fund, Sue Keck and Lucille Rypinski:** Sue and Lucille have items to raffle ready or in progress for the next in-person meeting. They will take the quilt tops donated to Carol for future raffles.

**Documentation, Glenda Brown:** Western Slope documentation equipment is in Laural's garage. Mary Rush has the equipment inventory.

**Competition, Margaret Arnot:** There are confirmed competition sites but the committee expects some cancellations. Some of the judges and scribes have expressed concern over the possibility of COVID-19 exposure. The committee could use help with scribes if anyone is interested.

**Heritage, Sue Halpern:** Dawn Mills found a notebook from an original member with the letter for the first meeting.

**Door Prizes, Barbara Lee:** On hold until in-person meetings resume.

**New Business, Laural Hoppes:** Laural initiated discussion on opportunities for fundraisers. With the loss of Quilt-a-Fair, we will need to be mindful of the budget and seek ways to generate income. Carol discussed an online auction she participated in. Several discussed opportunities with Facebook and other social-media sites. Several members suggested increased use of e-blasts to increase communication.

Laural adjourned the meeting at 7:54 p.m.



# News & Notes & Happenings

## CQC Shop Hop Continues

When we launched CQC's 2020 Colorado Shop Hop in January, little did we know getting forms signed by folks at quilt shops wouldn't be possible for some months. We never envisioned that so much of our shop hopping would be virtual with items mailed or picked up curbside. Our Colorado quilt shops deserve a round of applause for the creative ways they have stayed "open" for us in a time that is especially challenging for small, local businesses. All are being so careful to make it possible for us to shop safely.

Our CQC Colorado Shop Hop continues. We will accept the forms you had shops sign earlier in the year and any you can now again have signed. We will also accept receipts. Remove credit-card information and anything else that is private. We just need the name of the shops and the dates you visited in person or virtually. We want you to turn these in all together after October 24 and before November 30. We'll let you know where to mail them in the August newsletter.

The shop-hop rules remain the same. You will receive credit for one visit per shop during 2020. The person who visits

the most shops will win a prize. In the case of a tie, we will draw for the winner.

This is a great time to "visit" new shops around the state online. Never been to a Western Slope shop? How about shop on the eastern plains or in the southwest corner of our state? Live a long ways from shops along the I-25 corridor? Now's the time to expand the reach of the shops you frequent. See the Business Directory, pages 15-18, and pick several to check out.

## Boost Your Judging Skills

Margaret Arnot, chair of CQC's Competition Committee, encourages those wanting to become competition scribes and judges — and anyone wanting to sharpen their quilting skills and knowledge — to sign up for Lea McComas' "Color and Composition Class" offered via Zoom by Rocky Mountain Quilt Museum. The classes are from 1-3 p.m. the fourth Saturday of the month from now through the end of the year. Each class is self-contained so you can sign up for all of them or join when your schedule allows. Each class is \$20. For information, call 303-215-9001.

## Find Your Place on the CQC Leadership Team

We need you in CQC leadership, and it is now easier to be a leader from anywhere in the state because board meetings are held online via Zoom. Even when we are again able to gather in person, participation in key meetings will remain possible from your home.

Check out the following open positions to find one that fits your interests, talents and time then contact CQC President Laural Hoppes — [quiltinglaural@comcast.net](mailto:quiltinglaural@comcast.net) — to discuss how you can join the CQC board.

**Treasurer:** Receive funds, deposit them in the bank, keep accurate records, and work with the bookkeeper and council president. Work with CQC leaders to develop the annual budget.

**Events Coordinator:** Arrange for meeting places for general council meetings and contact guilds, shops and other appropriate parties in areas surrounding meeting sites. The event coordinator is not responsible for providing food at CQC meetings and events.

**Exhibits:** Set up the monthly Show and Tell contest at general meetings, communicate with the Rusty Barn quilt show about selling raffle tickets, and organize a quilt show of members' work.

**Nominations:** Identify and recruit CQC members who can become leaders and provide a list of candidates for each office at the August meeting. Count the ballots and present results at the October meeting.

**Quilt Trails Project:** Maintain current quilt trails through publicity and/or brochures.

**2nd Vice President Elect for Programs, 2021:** This person works with the 2nd Vice President for Programs for a year then becomes the 2nd Vice President for Programs the next year. This person schedules speakers and workshop teachers for 10 meetings a year, and coordinates hospitality for the speakers/teachers including working with them to schedule travel and arranging hotel accommodations. It's a great opportunity to get to know leading quilters.

## Want to Zoom Into CQC Meetings? Be Sure We Have Your Current Email Address

Not getting email messages from CQC? Things are changing frequently so you may miss important news if we do not have your current email address. Help us keep you informed. To add your address to our list or to give us a new or corrected address, contact Vice President for Membership Pat Cleaveland at 303-642-3338 or [patcleaveland@msn.com](mailto:patcleaveland@msn.com).

If you have a hotmail or earthlink email address, you may not be receiving CQC eblasts, which we're sending about once a week. If you have not received these, call or email Dana Jones, [danaellenjones@gmail.com](mailto:danaellenjones@gmail.com), 720-346-3952, so we can work with you to ensure you hear from us. Also, check the CQC website often for up-to-date news: [coloradoquiltingcouncil.com](http://coloradoquiltingcouncil.com).



## Call for Entries for Virtual Quilt-a-Fair Quilt Show

It's time to submit entries for quilts you wish to exhibit as part of Colorado Quilting Council's 2020 Quilt-a-Fair Quilt Show, which will be shown during this year's online Quilt-a-Fair, Friday and Saturday, Sept. 25 and 26. In this election year, the theme is "Red, White and/or Blue." Entries may be in any one, two or all three of these colors. As in past years, those attending — this year tuning into — Quilt-a-Fair will vote for their favorite quilts, and a Viewers' Choice Award will be given to the maker of the quilt receiving the most votes.

To submit a quilt to the virtual show, complete the form below, enclose a check (\$10/entry) and mail it by August 1, 2020, to:

Colorado Quilting Council/QAF 2020 Quilt Show  
P.O. Box 18121 E. Hampden Ave., Unit C #236  
Aurora, CO 80013

Please include a brief — 100 words or less — description of your quilt. Include the size, pattern used, person(s) who made the quilt and quilted it, how the quilt was pieced and quilted (hand and/or machine), date completed, and any other interesting information. Then email a high-resolution photo of your quilt to Dawn Mills at [cqcquiltfair@gmail.com](mailto:cqcquiltfair@gmail.com). To the best of your ability, take the photo of your quilt hanging, preferably without holders' hands or feet showing. For information, contact Dawn Mills at [cqcquiltfair@gmail.com](mailto:cqcquiltfair@gmail.com).

### Quilt-a-Fair 2020 Quilt Show Entry Form

|                  |
|------------------|
| Name             |
| Street Address   |
| City, State, Zip |
| Phone            |
| Email Address    |

#### Entry Fee

Include a check payable to CQC for \$10 per quilt entered.

#### Deadline for Entries

Entry form with payment must be mailed by August 1, 2020:

Colorado Quilting Council/QAF 2020 Quilt Show  
P.O. Box 18121 E. Hampden Ave., Unit C, #236  
Aurora CO 80013

#### Release

I understand that the QAF Show Committee reserves the right to display the quilt in any manner it deems necessary. By entering the exhibit, I am giving my understood/silent approval. I allow my quilt to be photographed during the show. CQC will take all reasonable precautions to protect my entry. No personal information from the entrant except for the entrant's name will be shared.

Signature: \_\_\_\_\_

Date: \_\_\_\_\_

**Quilt Information:** Because this year's show will be a virtual show, you may submit any size quilt.

Quilt Name: \_\_\_\_\_

Quilt Size: Horizontal: \_\_\_\_\_ Vertical: \_\_\_\_\_

If you wish to donate your quilt to Quilts of Valor, see <https://www.govf.org> for requirements.



Colorado Quilting Council presents...

# Quilt-a-Fair

## Sept. 25-26

**9 a.m. - 5 p.m. Friday and Saturday, Sept. 25-26, 2020**

**Online: Information on how to connect  
will be in the August CQC newsletter**

For a complete list of vendors, click the Quilt-a-Fair tab at  
**[www.coloradoquiltingcouncil.com/qaf](http://www.coloradoquiltingcouncil.com/qaf)**

### Quilt-a-Fair is Going Virtual

- No driving!
- No crowds!
- No waiting in line!
- No schlepping heavy purchases!

#### Join us for a fun-filled weekend:

- Watch live demos from your favorite vendors with a chance to ask questions.
- See new products. luscious fabrics, must-have tools, the latest machines, and more.
- Hop over to vendors' websites to order goodies that will be delivered to your home.
- Support small quilt-related businesses.
- Enter the CQC virtual shop hop where you can win prizes.
- Display your quilt in the virtual quilt show and vote for your favorite show quilt.

Sign up at [www.coloradoquiltingcouncil.com/qaf](http://www.coloradoquiltingcouncil.com/qaf) to get added to our email list so you get the latest Quilt-a-Fair news from now through September.

## A Quilter's Choice — APQS West



APQS Machine Sales, Machine Rental and Education Center

### GLIDE THREAD OF THE MONTH CLUB

Several options  
check out details:

See URL BELOW



- ♦ APQS Longarm **Machine Sales and Service**
- ♦ Longarm **Machine Rentals** (optional with Quilt Path)
- ♦ Affordable **Quilting for Hire** — Modern or Traditional
- ♦ **Private Classes and Group Classes** (check out our website for current class schedule)
- ♦ **Supplies:** Thread, Batting, **Wide Backing Material**, longarm supplies, quilting DVDs and more...

8698 Aberdeen Circle  
Highlands Ranch, CO 80130  
Tuesday—Friday 10—5 PM  
Other times available please call  
720-214-3442 [www.aquilterschoice.com](http://www.aquilterschoice.com)

**PENNY AND A HALF PER INCH**  
**Simple Edge-to-Edge**  
**Now through July**

## Book Review:

### Quilting *Kool Kaleidoscopes* with Ricky Tims

Review by Carol Cook

Remember the first time you picked up a kaleidoscope? The rotating designs, the unexpected images and the bright colors were fascinating. Ricky Tims, known for his innovative, beautiful quilts, captures this excitement with his technique for creating quilts that reflect the variety of kaleidoscope designs. His method results in a unique quilt each time. The design is revealed as the process unfolds.

Ricky first introduced his technique in the September/October 2002 issue of *Quiltmaker*. He since has taught it in workshops. He shares it in an instructional DVD, “Ricky Tims’ Kool Kaleidoscope Quilts” (Autumn Rock Media Productions, 2008) and a book, *Ricky Tims’ Kool Kaleidoscope Quilts: Simple Strip-Piecing Technique for Stunning Results* (C&T Publishing, 2010).


The DVD provides detailed instructions for Ricky’s easy-to-make strip-pieced technique. The images are good and the sound excellent.

Strips are sewn into sets called *strata*, then cut into a pattern designed by the quilter using a 30-degree wedge. Each quilt’s unique kaleidoscope is revealed in a “moment of magic.”

The DVD includes a large, color instruction guide and a gallery of kaleidoscope quilts showcasing a variety of color combinations and border treatments to inspire the quilter.

The book also provides detailed instructions, including guidance in choosing fabrics, making the strata, creating and cutting the wedge designs, and assembling the quilt top. High-quality pictures for each step make it easy to follow along.

A gallery of 26 quilts shows the variety of results possible and provides examples of border treatments. The book explains how to reduce or increase the size of the quilt. Both resources provide the inspiration and information needed to produce



*Kool Kaleidoscope Quilts* by Ricky Tims  
(C&T Publications, 2010)

a kaleidoscope quilt. Since the technique creates an unplanned, unique quilt — this is not a cookie-cutter pattern — some quilters may stress about what their quilts will look like. Ricky encourages the quilter to “choose fabrics that you like, and let it happen.”

Our CQC library has two copies of the DVD and one copy of the book. Our library also includes DVD sets of the first 17 seasons of “The Quilt Show” hosted by Ricky and Alex Anderson.

We now have 2,379 items in the CQC library and an online search tool so members can find books of interest. Just click on the pink “CQC Library” button on the home page of the CQC website — [coloradoquiltingcouncil.com](http://coloradoquiltingcouncil.com) — to search the library. Contact Carol Cook at [cqclibrary@gmail.com](mailto:cqclibrary@gmail.com) if you are interested in checking out any of our library books.

Library items that have been checked out will be due at the first meeting when in-person meetings resume or you can return them by mail in a padded envelope to Carol Cook, 10236 Ross Lake Drive, Peyton, CO 80831.



Detail of Grecia Cross quilt from *Quiltmaker*

### Quilting for Others: CQC’s Warm Hearts Project

Colorado Quilting Council’s Warm Hearts Project involves members in charitable work, assists organizations in their fundraising activities and gives quilters an opportunity to do more for others by helping a charity of their choice. Here’s how you can participate:

- Make one or more quilt blocks following the directions provided on page 13.
- Fill out the form below, including information on the charity of your choice. Complete one form for each block made.
- For each block you submit with a completed form, your name will be entered into a drawing to choose which of the nominated charities will receive Project Warm Hearts quilts.
- Mail blocks to Betsy Stewart: 9385 E. Center Ave., 9D, Denver, CO 80247. For information, call Betsy at 303-726-4676.

Betsy selected the Grecia Cross block as the next Warm Hearts block after working through the book *Quilts from the Heart: Quick Projects for Generous Giving* (That Patchwork Place, 2006). She’d also seen the block used in a quilt in an issue of *Quiltmaker*. The block is 1646b in Barbara Brackman’s *Encyclopedia of Pieced Quilts Patterns* (American Quilter’s Society, 1993).

“I thought it would be a good block because it can be set in a straight overall pattern, set on point, and would work well with sashing,” Betsy said.



# Grecia Cross Selected as New Warm Hearts Project Block

## Block Directions

This block finishes at 9" x 9" in the quilt. That means the block you submit should be 9½" x 9½". Make the background from cream or off-white fabric and the colorful portion of the block from a print or colored fabric that is the same within each block. A variety of print or colored fabrics may be used when making multiple blocks.

## Cutting

Cream fabric:

- Cut two 3⅞" x 3⅞" squares\*
- Cut four 2" x 3½" rectangles

Print/colored fabric:

- Cut two 3⅞" x 3⅞" squares\*
- Cut four 2" x 3½" rectangles
- Cut one 3½" x 3½" square

\*If you want to make oversized half-square triangles (HST), cut 4" squares. Make the HSTs as directed in Steps 1-5 then trim them to 3½" squares.



## Assembly

**Step 1:** Draw a diagonal line on the wrong side of each cream 3⅞" square.

**Step 2:** Align the edges of a cream 3⅞" square and a print 3⅞" square right sides together.

**Step 3:** Stitch ¼" from the drawn diagonal line on both sides of the line.

**Step 4:** Cut on the drawn line. This will yield two HSTs. Repeat with the other set of 3⅞" squares.



**Step 5:** Press the four HSTs open, pressing toward the print fabric.



**Step 6:** Align the edges of a cream 2" x 3½" rectangle and a print 2" x 3½" rectangle right sides together.

**Step 7:** Stitch the rectangles together on one long side.

**Step 8:** Press the rectangles open, pressing toward the print fabric. Repeat to make four rectangle units.



**Step 9:** Sew a rectangle unit to each side of the print 3½" x 3½" square. The cream side of the rectangle unit should be next to the 3½" square. Press toward the 3½" x 3½" square. This is the center row of the block.



**Step 10:** Sew a HST to each side of one of the remaining two rectangle units, placing the colored portion of the HST next to the rectangle unit. Press toward the HSTs. Repeat with the remaining rectangle unit and two remaining HSTs. These will be the top and bottom rows of the block.



**Step 11:** Sew the top row of the block to the center row. The cream portion of the rectangle unit should be facing into the block next to the center square of the center row.

**Step 12:** Sew the bottom row of the block to the center row. The cream portion of the block should be facing into the block next to the center square of the center row.

The block is complete. It should measure 9½" x 9½".

|   |                  |
|---|------------------|
| <b>Project Warm Hearts:</b> Submit 1 form/block |                  |
| Name  |                  |
| Phone   | Cell Phone       |
| Email Address                                   |                  |
| Street Address                                  | City, State, Zip |
| Charity   | Charity Contact  |

If you'd like to piece your blocks into a quilt top, the size for Warm Hearts quilts is about 40" x 50".

# CQC's Financial Health

## Bank Balance as of May 31, 2020

|  |    |           |
|--|----|-----------|
| 1st Bank Checking                        | \$ | 3,466.22  |
| 1st Bank Raffle Account                  |    | 5,095.07  |
| 1st Bank Shirley Sanden Restricted Fund  |    | 3,953.90  |
| <hr/>                                    |    |           |
| Total Operations Funds                   | \$ | 12,515.19 |
| <hr/>                                    |    |           |
| 1st Bank Savings CD (maturity 3-23-2020) | \$ | 10,942.71 |
| <hr/>                                    |    |           |
| 1st Bank Quilt-a-Fair                    | \$ | 29,802.38 |
| <hr/>                                    |    |           |
| Total Funds Available                    | \$ | 53,260.28 |

## Profit and Loss for May 2020

### Ordinary Income/Expense Income

|                                 |           |               |
|---------------------------------|-----------|---------------|
| <b>Income</b>                   |           |               |
| 4000 Interest Income            | \$        | .50           |
| 4001 Membership Dues            |           | 125.00        |
| 4001.1 Newsletter Mailing Fee   |           | 10.00         |
| 4009 Raffle Ticket Sales        |           |               |
| 4009 Raffle Ticket Sales: Other |           | 12.00         |
| 4009.1 CQC Raffle               |           | 611.50        |
| <hr/>                           |           |               |
| Total 4009 Raffle Ticket Sales  |           | 632.50        |
| 4049 Cash Donations             |           | 59.25         |
| <hr/>                           |           |               |
| <b>Total Income</b>             | <b>\$</b> | <b>818.25</b> |
| <b>Gross Profit</b>             | <b>\$</b> | <b>818.25</b> |
| <hr/>                           |           |               |
| <b>Expense</b>                  |           |               |
| 5009 Copying/Printing           |           | 203.00        |
| 5013 Facilities/Equipment       |           | (437.10)      |
| 5018 Postage                    |           | 256.38        |
| <hr/>                           |           |               |
| <b>Total Expense</b>            | <b>\$</b> | <b>22.28</b>  |
| <hr/>                           |           |               |
| <b>Net Ordinary Income</b>      | <b>\$</b> | <b>795.97</b> |
| <b>Net Income</b>               | <b>\$</b> | <b>795.97</b> |

### Quilter Sought to Repair Quilt

Maggie Mientka, a former CQC member who helped with quilt documentations, is looking for someone who can repair a fraying quilt. Her son is a caregiver in the Boulder area. One of his clients would like a quilt she's had for years fixed. Contact Maggie at [auntie1maggie@gmail.com](mailto:auntie1maggie@gmail.com).

## In Memory of 3 CQC Members

CQC is remembering three members who have died recently: Shirley Wegert, November 2019; Julia Sandrock, April 2020; and Judi Heck, May 2020. A book for the CQC library has been dedicated to each of these women.

**Shirley**, a CQC charter member, was an avid skier. In an interview in the November 3, 1989, issue of *The Vail Trails Pastimes*, Shirley said, "I started quilting after I broke my leg skiing." She said quilting is like eating popcorn — once you start, you can't stop.



Shirley Wegert

Her quilts were featured on covers of *Quiltmaker* and *Traditional Quiltworks* magazines, and she made samples for *Quilters Newsletter*. Her favorite projects were baby quilts and friendship quilts. She enjoyed piecing, appliqué and quilting, often by hand. The rotary cutter was her favorite seam ripper. She was inducted into the CQC Hall of Fame in 1996.


Shirley hiked many of Colorado's 14ers and was a nationally ranked racing skier in the Over the Hill Gang in Winter Park. She liked baking five-ingredient recipes.

**Julia**, a long-time CQC volunteer, was president in 1990-91, worked on the audit committee, was 1st vice president for membership and served on the documentation committee. She was inducted into the CQC Hall of Fame in 1994.

She loved attending CQC's spring retreats and could be found quilting early in the morning and late at night with her friend Lee Hutsler. She loved antique quilts, buying the first one of what would become a collection in 1984. Crazy quilts were among her favorites. She was an accomplished appliquéer.

She loved to take classes but didn't saddle herself with a project from each class. Instead, she made a few blocks for a sampler quilt, using the same family of fabrics from class to class.

She had a master's degree in business administration and worked as a financial analyst.



Judi Heck

**Judi** loved the mountains, especially her cabin near Leadville, and she loved quilting. She found the cabin a peaceful place to quilt. She enjoyed the challenge of finding and making new patterns using new and varied colors. She had a knack for antiques and decorating her home, and loved the many shelties who were her companions throughout her life. She and her husband, Bill, were married for 58

years. Donations in Judi's name can be made to Rocky Mountain Quilt Museum or Rocky Mountain Collie and Sheltie Rescue.



# Business Directory

All these businesses are members of Colorado Quilting Council. You are encouraged to visit as many of them as you can and thank them for being part of our statewide organization. Shop hours are pre-COVID-19. Call shops for current hours.

## Alamosa

### Alamosa Quilt Company

710 Del Sol Drive, Alamosa, CO 81101

719-937-2555

10 a.m.-5 p.m. Monday-Friday

10 a.m.-3 p.m. Saturday

Web: [alamosaquiltcompany.com](http://alamosaquiltcompany.com)

This shop specializes in modern fabrics and has cottons, flannels, wools & velvets plus Sue Spargo books, Aurafil thread, Bernina supplies & notions.

## Arvada

### Arvada Quilting Company

7485 W. 83rd Ave., Arvada, CO 80003

303-420-1018

Hours by appointment

Email: [arvadaquiltingco@aol.com](mailto:arvadaquiltingco@aol.com)

Contact: Joanne Holzer

Joanne Holzer does computerized long-arm quilting. The edge-to-edge price is based on square inches and repeat-pattern size. Mailing service is offered.

## Boulder

### Elfriede's Fine Fabrics

2425 Canyon Blvd., Boulder, CO 80302

303-447-0132

10 a.m.-6 p.m. Monday-Saturday

Web: [elfriedesfinefabrics.com](http://elfriedesfinefabrics.com)

Elfriede's offers top-quality quilting and garment fabrics including Liberty of London cotton lawns, Indonesian cotton and rayon batiks, and a large selection of Asian prints.

## eQuilter

6201 Spine Road, Boulder, CO 80301

303-527-0856

Web: [eQuilter.com](http://eQuilter.com)

Contact: Luana Rubin

This online shop offers 20,000 quilt fabrics and products in stock with 1,000 new products added to inventory each month. 2 percent of sales are given to charity. Save on shipping by picking up orders at the Boulder warehouse.

## Breckenridge

### JK Studio

100 S. Main Street, Breckenridge, CO 80424

717-855-0561

Email: [jkestudio@jkstudiollc.com](mailto:jkestudio@jkstudiollc.com)

Web: [jkstudiollc.com](http://jkstudiollc.com)

JK Studio sells handmade items including quilted wall hangings, fabric pictures, fabric pins, embellished fleece vests and sweatshirts, paperweights, coasters, and more. Sorry, no quilting supplies.

## Brighton

### On Pins & Needles

39 N. Main Street, Brighton, CO 80601

770-667-4086

Email: [annav@onpinsandneedles.com](mailto:annav@onpinsandneedles.com)

Web: [onpinsandneedles.com](http://onpinsandneedles.com)

Contact: Anna Verbeek

## Broomfield

### The Quilt Store

12710 Lowell Blvd., Broomfield, CO 80020

303-465-0750

10 a.m.-6 p.m. Monday-Saturday

10 a.m.-3 p.m. Sunday

Web: [thequiltstore.net](http://thequiltstore.net)

This one-stop shop offers classes, supplies, books, patterns, kits and gifts.

## Buena Vista

### Bev's Stitchery

202 Tabor Street, P.O. Box 1773

Buena Vista, CO 81211

719-395-8780

9:30 a.m.-5 p.m. Monday-Friday

9:30 a.m.-3 p.m. Saturday

Contact: Bev Zabloudil

Bev's sells fabric, notions, and needlework and quilting supplies, and offers classes.

## BV Riverside Lodge B&B

30000 CR 371, Buena Vista, CO 81211

719-395-3444

Web: [BuenaVistaRiversideLodge.com](http://BuenaVistaRiversideLodge.com)

This quilting and knitting retreat center on the Arkansas River is southwest of Denver and Colorado Springs. Lodging and meals provided. Form your own group or join a group.

## Canon City

### Cedar Ridge Quilting

Canon City, Colorado

719-289-4928

Email: [cyndi@cedarridgequilting.com](mailto:cyndi@cedarridgequilting.com)

Web: [cedarridgequilting.com](http://cedarridgequilting.com)

Contact: Cyndi McChesney

Cyndi McChesney, NQA certified instructor, offers trunk shows, lectures and workshops, and long-arm quilting services.

## Canon City

### First Stitches Canon City

212 S. 4th Street, Canon City, CO 81212

719-285-8088

10 a.m.-5 p.m. Monday-Friday

10 a.m.-4 p.m. Saturday

Email [kim@firststitches.com](mailto:kim@firststitches.com)

Web: [firststitches.com](http://firststitches.com)

Contact: Kimberly Smith

This authorized dealer for Janome, Baby Lock and Brother sewing machines and AccuQuilt GO! carries fabric, notions and machine-embroidery supplies, and offers classes.

## Castle Rock

### Sew-Ciety

1025 S. Perry Street, Suite 101

Castle Rock, CO 80104

720-733-8102

10 a.m.-6 p.m. Monday-Friday

10 a.m.-5 p.m. Saturday

Email: [sew-ciety@sew-ciety.com](mailto:sew-ciety@sew-ciety.com)

Web: [sew-ciety.com](http://sew-ciety.com)

## Centennial

### Holly's Quilt Cabin

8210 S. Holly Street, Centennial, CO 80122

720-529-9659

9:30 a.m.-6 p.m. Monday-Saturday

Noon-4 p.m. Sunday

Web: [thequiltcabin.com](http://thequiltcabin.com)

Owner: Holly Engelken

## Colorado Springs

### Bobbie Aug

P.O. Box 9654

Colorado Springs, CO 80932-0654

719-632-3767

FAX: 719-632-9210

Email: [qwltp@msn.com](mailto:qwltp@msn.com)

Teacher and lecturer Bobbie Aug offers programs, classes and workshops.

## High Country Quilts

4727 N. Academy Blvd.

Colorado Springs, CO 80918

719-598-1312

9:30 a.m.-6 p.m. Monday-Saturday

Email: [hc@hcquilts.com](mailto:hc@hcquilts.com)

Web: [hcquilts.com](http://hcquilts.com)

Owners: Karen Rellaforde and Jean Wilt

This shop sells quilting supplies, fabric, Bernina sewing machines and APQS long-arm quilting machines, and offers classes.

*Continued on page 16*

## Colorado Springs

### Ladybug Hill Quilts

929 Fillmore St., Colorado Springs, CO 80907  
719-593-5949

10 a.m.-5:30 p.m. Monday-Thursday

10 a.m.-5 p.m. Friday

9:30 a.m.-5 p.m. Saturday

Web: [ladybughillquilts.com](http://ladybughillquilts.com)

Contact: Sydney Risley

This authorized dealer of Janome sewing machines sells fabric, kits, patterns and books, and offers classes and long-arm rentals.

### Meetinghouse Hill Designs

9518 Penstemon Court

Colorado Springs, CO 80920

719-282-3518

Email:

[kathy@meetinghousehilldesigns.com](mailto:kathy@meetinghousehilldesigns.com)

Contact: Kathy Gaul

### Ruth's Stitchery

4440 Austin Bluffs Parkway

Colorado Springs, CO 80918

719-591-1717 or 1-888-591-8803

9 a.m.-5 p.m. Monday-Saturday

Noon-5 p.m. Sunday

Email: [rstitchery@pcisys.net](mailto:rstitchery@pcisys.net)

Web: [ruthsstitchery.com](http://ruthsstitchery.com)

Contact: Catherine Culp and Beth Spillane

Ruth's Stitchery, an authorized Viking dealer, sells fabric, cross-stitch and machine-embroidery supplies.

## Craig

### Quilter's Quest

335 E. Victory Way, Craig, CO 81625

970-826-0111

10:30 a.m.-5:30 p.m. Tuesday-Friday

11 a.m.-4 p.m. Saturday

Call for summer hours.

Owner: Brenda Rummel

This shop offers top-quality cottons with the most affordable prices in northwest Colorado.

## Denver

### A Stitching Shop (aka Brazilian Embroidery)

4444 Morrison Road, Denver, CO 80219

303-727-8500

10 a.m.-5 p.m. Monday-Saturday

Web: [StitchingShop.com](http://StitchingShop.com)

Christine Hause teaches beginning to advanced classes and workshops in stitchery from canvas to cross-stitch to quilt embellishment with silk ribbon and thread. She also lectures. Phone & mail orders are taken.

## Durango

### Durango Quilt Company

450 S. Camino del Rio, Suite #102

Durango, CO 81301

970-247-2582; FAX: 970-375-0259

10 a.m.-5 p.m. Monday-Saturday

Email: [durangoquilts@qwestoffice.net](mailto:durangoquilts@qwestoffice.net)

Facebook: Durango Quilt Company

Owners: Judy Danielson and Margien Gram

This shop sells fabric, including flannels and batiks, books, kits and notions, and offers classes.

## Englewood

### Infinity Logo Solutions

13303 E. Adam Aircraft Circle, Unit #38

Englewood, CO 80112

303-885-2530

Email: [sales@infinitylogosolutions.com](mailto:sales@infinitylogosolutions.com)

Contact: John Hanson

### Wooden Spools

2805 S. Broadway, Englewood, CO 80113

303-761-9231

10 a.m.-6 p.m. Monday & Wednesday-Friday

10 a.m.-9 p.m. Tuesday

10 a.m.-5 p.m. Saturday, Noon-4 p.m. Sunday

Web: [woodenspools.com](http://woodenspools.com)

Contact: Vicki Skigen

Wooden Spools features new and revived quality cotton fabric and a large selection of yarn.

## Erie

### A Quilter's Corner

71 Erie Parkway, #104, Erie, CO 80516

720-328-8181

10 a.m.-5:30 p.m. Monday-Saturday

11 a.m.-4 p.m. Sunday

Web: [aquilterscorner.com](http://aquilterscorner.com)

Owner: Marci Schnabel

This shop has more than 5,000 bolts of fabric from classic to modern and quilting accessories, thread, kits, patterns and decorative signs.

### Cotton Sandwich Quilt Shop, LLC

170 Cessna Drive, Erie, CO 80516-8112

303-993-4061 or 720-890-8523

Hours by appointment

Web: [cottonsandwichquiltshop.com](http://cottonsandwichquiltshop.com)

This shop carries fabric, fat-quarter bundles, novelty fabrics, quilt kits and patterns, Aunt Martha's iron-on patterns, flour-sack towels and notions.

## Estes Park

### A Picture Perfect Place

540 Laurel Lane, Unit #1D

Estes Park, CO 80517

970-284-6603

Contact: Amy

This quilt retreat center supplies irons and ironing boards, a design wall, sleeping space for up to 12 people, three baths, comfy chairs, good lighting, a full kitchen, dining area and fireplace, all with a view of Longs Peak.

## Estes Park

### Cottage Bliss

870 Moraine Ave., Estes Park, CO 80517

970-577-1557

10 a.m.-5 p.m. Monday-Saturday

Web: [cottageblissestes.com](http://cottageblissestes.com)

Fabrics offered by this shop are neo-vintage, bohemian, romantic, lodge and batiks. Quilt kits, notions, books and patterns plus gifts and home decor are also available.

## Fort Collins

### Fig Leaf

2834 S. College Ave., Fort Collins, CO 80525

970-495-1766

10 a.m.-6 p.m. Monday-Saturday

Noon-5 p.m. Sunday

Web: [thefigleafquilting.com](http://thefigleafquilting.com)

Contact: Laura Shotwell

Fig Leaf offers classes, fabric, notions, country furnishings and accessories.

### The Presser Foot

1833 Harmony Road, Fort Collins, CO 80525

970-484-1094

10 a.m.-5 p.m. Monday-Wednesday &

Friday-Saturday

10 a.m.-6 p.m. Thursday

Email: [sewbernina@thepresserfoot.com](mailto:sewbernina@thepresserfoot.com)

Web: [thepresserfoot.com](http://thepresserfoot.com)

The Presser Foot sells Bernina sewing machines and accessories and services all brands of machines. The shop offers speciality classes and carries a variety of thread.

## Fort Morgan

### Inspirations Quilt Shop

423 Main, #300, Fort Morgan, CO 80701

970-542-0810

9 a.m.-5:30 p.m. Monday-Saturday

Web: [inspirationsquiltshop.com](http://inspirationsquiltshop.com)

Fabric, quilters' needs, gift items and classes are available at this shop.

## Golden

### Golden Quilt Company

1108 Washington Ave., Golden, CO 80401

303-277-0717

10 a.m.-5:30 p.m. Monday-Saturday

Noon-4 p.m. Sunday

Email: [info@goldenquiltcompany.com](mailto:info@goldenquiltcompany.com)

Web: [goldenquiltcompany.com](http://goldenquiltcompany.com)

Owner: Nancy Swanton

This shop specializes in Kaffe Fassett, batik, black-and-white and bright fabrics and carries notions, gifts, kits and finished quilts. It offers classes and machine quilting services.

*Continued on page 17*



## **Golden**

### **Rocky Mountain Quilt Museum**

200 Violet Street, Unit 140  
Golden, CO 80401  
303-277-0377  
10 a.m.-4 p.m. Monday-Saturday  
11 a.m.-4 p.m. Sunday  
Web: [rmqm.org](http://rmqm.org)

The museum's exhibits change quarterly. The gift shop carries quilts, quilt-related items, fabric, books and notions.

## **Granby**

### **Fabric Nook**

387 E. Agate, P.O. Box 694, Granby, CO 80446  
970-887-2005  
10 a.m.-5 p.m. Monday-Friday  
10 a.m.-4 p.m. Saturday  
Web: [tinasfabricnook.com](http://tinasfabricnook.com)  
Contact: Tina Holley  
Fabric, patterns, notions, quilting supplies, books and classes are offered at this shop.

## **Grand Junction**

### **Hi Fashion Sewing & Quilt Shop**

2584 Patterson Road, Unit B,  
Grand Junction, CO 81505  
970-256-1293  
9:30 a.m.-5:30 p.m. Monday-Friday  
9:30 a.m.-2 p.m. Saturday  
Web: [hifashiongi.com](http://hifashiongi.com)  
Hi Fashion sells Bernina, Baby Lock and Janome sewing machines and services all brands of machines. The shop sells cotton fabric and notions, and offers classes.

### **Owl's Nest**

527 Bogart Lane, Grand Junction, CO 81505  
970-241-5700  
Email: [info@owlsnestquilters.com](mailto:info@owlsnestquilters.com)  
Web: [owlsnestquilters.com](http://owlsnestquilters.com)  
Contact: Carol Schneider

## **Highlands Ranch**

### **A Quilter's Choice - APQS West**

8698 Aberdeen Circle  
Highlands Ranch, CO 80130  
435-229-2703  
Hours by appointment; call ahead.  
Email: [aquilterschoice@gmail.com](mailto:aquilterschoice@gmail.com)  
Web: [aquilterschoice.com](http://aquilterschoice.com)  
Contact: Myrna Ficken  
Quilt artist Myrna Ficken provides APQS machine sales and rentals, machine service, long-arm and piecing classes, long-arm supplies, and quilting service.

## **Holyoke**

### **Creative Traditions, LLC**

115 S. Interoccean Ave., Holyoke, CO 80734  
970-854-3699  
10 a.m.-6 p.m. Monday-Friday  
10 a.m.-3 p.m. Saturday  
Web: [creative-traditions.com](http://creative-traditions.com)  
Owner: Julie Haake  
This shop sells quilting cottons, flannels and batiks plus patterns, quilting supplies, notions, kits, gifts, finished quilts and yarn, and offers classes.

## **Idaho Springs**

### **Dancing Sky Quilting**

201 Fall River Road, Idaho Springs, CO 80452  
303-895-6066  
Email: [kkfellbaum@gmail.com](mailto:kkfellbaum@gmail.com)  
Contact: Kathryn Koch-Fellbaum  
Kathryn provides hand-guided long-arm edge-to-edge and custom quilting with quick turnaround. Mail orders are accepted and Kathryn will arrange pick up and drop off.

## **Lafayette**

### **Studio Bernina**

2850 Arapahoe Road, Suite 100  
Lafayette, CO 80026  
303-447-0852  
10 a.m.-5 p.m. Monday, Friday, Saturday  
10 a.m.-6 p.m. Tuesday-Thursday  
Web: [studiobernina.com](http://studiobernina.com)  
Contact: Vanessa  
This shop carries a full line of Bernina sewing machines and sponsors a professional sewing school. Same-day service is available by appointment.

## **Littleton**

### **Designs by Deb**

5624 S. Datura Street, Littleton, CO 80120  
303-794-3626  
Call for appointment.  
Email: [designsbydeb.co@gmail.com](mailto:designsbydeb.co@gmail.com)  
Web: [debrageissler.com](http://debrageissler.com)  
Contact: Deb Geissler  
Deb offers computerized long-arm quilting with quick turnaround for edge-to-edge at affordable prices.

### **The Creative Needle**

6905 S. Broadway, #113, Littleton, CO 80122  
303-794-7312  
9:30 a.m.-5 p.m. Monday, Tuesday, & Thursday-Saturday  
9:30 a.m.-8 p.m. Wednesday  
Noon-4 p.m. most Sundays  
Email: [needle@thecreativeneedle.com](mailto:needle@thecreativeneedle.com)  
Web: [thecreativeneedle.com](http://thecreativeneedle.com)  
Contact: Marge Serck  
The Creative Needle offers classes, fabric, quilting and cross-stitch supplies, thread, kits, heirloom fabrics and lace, smocking plates and pleaters, and custom quilting. The shop provides authorized sales and service for Elna, Janome, Necchi and Juki sewing machines.

## **Longmont**

### **AQS Certified Quilt Appraiser**

Jeananne Wright  
1152 E. 4th Ave., Longmont, CO 80504  
303-772-7684  
Email: [oldquilts@comcast.net](mailto:oldquilts@comcast.net)  
Jeananne offers quilt appraisals and "Have Quilts, Will Travel" lectures and programs.

### **Maggie's Sewing & Vacuum**

1450 N. Main Street, Unit B  
Longmont, CO 80501  
303-651-7752  
9:30 a.m.-5 p.m. Tuesday-Friday  
10 a.m.-3 p.m. Saturday  
Email: [maggies.sewvac@gmail.com](mailto:maggies.sewvac@gmail.com)  
Maggie's sells Baby Lock sewing machines and sergers, table and long-arm machines; services all machine makes; and sells embroidery designs, software, notions and thread.

### **The Presser Foot**

2430 N. Main Street, Longmont, CO 80501  
303-485-6681  
10 a.m.-5 p.m. Monday-Wednesday, Friday, Saturday; 10 a.m.-6 p.m. Thursday  
Email: [bernina@thepresserfoot.com](mailto:bernina@thepresserfoot.com)  
Web: [thepresserfoot.com](http://thepresserfoot.com)  
The Presser Foot sells Bernina sewing machines and accessories and services all brands of machines. The shop offers speciality classes and carries a variety of thread.

## **Loveland**

### **Quilter's Dream**

281 E. 29th Street, Suite G, Loveland, CO 80539  
970-461-8373  
Email: [quiltsaplenty@hotmail.com](mailto:quiltsaplenty@hotmail.com)  
Web: [LovelandsQuiltersDream.com](http://LovelandsQuiltersDream.com)  
Contact: Jackie Galbraith

## **Lyons**

### **Lyons Quilting**

P.O. Box 1491, Lyons, CO 80540  
9:30 a.m.-6:30 p.m. Monday-Saturday  
1-5 p.m. Sunday  
Web: [lyonsquilting.com](http://lyonsquilting.com)

## **Monte Vista**

### **Shades, Quilts & Etc.**

129 Adams Street, Monte Vista, CO 81144  
719-852-2179  
9:30 a.m.-5 p.m. Monday-Friday  
9:30 a.m.-3 p.m. Saturday  
Contact: Marilyn Davey  
Web: [shadesquiltsandetc.com](http://shadesquiltsandetc.com)  
This authorized Janome dealer carries fabric, books and quilting supplies, and offers classes.

*Continued on page 18*

## Montrose

### Ladybugz Quilt Company

330 S. 8th Street, Montrose, CO 81401  
970-249-1600

9:30 a.m.-5 p.m. Monday-Thursday

9:30 a.m.-4 p.m. Friday; 10 a.m.-4 p.m. Saturday

Email: [info@ladybugzquilt.com](mailto:info@ladybugzquilt.com)

Web: <https://www.ladybugzquilt.com>

Ladybugz offers quilt fabric, notions, classes and long-arm rental.

## Monument

### Dash of Thread Quilt Studio

Monument, Colorado

719-482-5392

Email: [info@dashofthread.com](mailto:info@dashofthread.com)

Web: [dashofthread.com](http://dashofthread.com)

This computerized long-arm quilting service promises fast turnaround, personalized service, attention to detail and mailing service.

### Sew in Tune

252 Front Street, Monument, CO 80132

719-203-5642

10 a.m.-2 p.m. Monday

10 a.m.-5 p.m. Tuesday-Friday

10 a.m.-2 p.m. Saturday

Other times by appointment

Facebook: Sew-In-Tune

Instagram: sewintuneservicing

Web: [sewintuneservicing.com](http://sewintuneservicing.com)

Sew in Tune services and repairs sewing machines. The shop offers fabric, notions, sewing machines and classes.

## Parker

### Richard Elliott Service

8264 Lakeshore Drive, Parker, CO 80134

303-841-6432

Email: [rcelliott@q.com](mailto:rcelliott@q.com)

Richard will travel from Fort Collins to Pueblo to provide onsite service for all brands of long-arm machines. He can upgrade older machines with stitch regulation and robotics.

## Pueblo

### First Stitches Pueblo

805 Eagleridge Blvd., #140, Pueblo, CO 81008

719-225-8142

9:30 a.m.-5:30 p.m. Monday-Friday

9:30 a.m.-4 p.m. Saturday

Email: [kim@firststitches.com](mailto:kim@firststitches.com)

Web: [firststitchespueblo.com](http://firststitchespueblo.com)

Contact: Kimberly Smith

First Stitches provides authorized sales and service for Baby Lock and Brother sewing machines and AccuQuilt GO! cutters. It offers fabric, machine embroidery supplies, notions and classes.

### Stitcher's Garden

308 S. Union Ave., Pueblo, CO 81003

719-545-3320

FAX: 719-545-3307

10 a.m.-5 p.m. Tuesday-Friday

10 a.m.-4 p.m. Saturday

Email: [stitchers\\_garden@yahoo.com](mailto:stitchers_garden@yahoo.com)

Contact: Sandy Strickland

Stitcher's Garden carries fabric, books, thread, notions, patterns and yarn, and offers classes.

## South Fork

### Rio River Retreat

South Fork, Colorado; 806-290-2456

Facebook:

Colorado/Quilt/Craft/Scrapbook Retreat

Web: [Rioriverretreat.com](http://Rioriverretreat.com)

This log cabin on the Rio Grande River offers full-service and self-service retreats and provides tables, ironing supplies and a cutting station. Individuals can join a scheduled retreat; groups can schedule their own retreats.

## Superior

### Colorado Creations Quilting

2812 Flint Court, Superior, CO 80027

Email:

[info@coloradocreationsquilting.com](mailto:info@coloradocreationsquilting.com)

Web: [coloradocreationsquilting.com](http://coloradocreationsquilting.com)

Contact: Jackie Vujcich

Jackie lectures and teaches quilt classes and workshops. Her online shop specializes in nature-themed cotton and batik fabrics and features her pictorial and patch-work patterns and offers kits and gift items.

## Thornton

### Above & Beyond Sewing & Vacuum

3987 E. 120th Ave., Thornton, CO 80241

303-317-2004

Email: [kate@aboveandbeyondsewing.com](mailto:kate@aboveandbeyondsewing.com)

Web: [aboveandbeyondsewing.com](http://aboveandbeyondsewing.com)

Contact: Kate

### Calico Creek Quilting

720-988-1080 or 303-457-2006

Call for appointments and consultations.

Contact: Lucille Rypinski

Lucille provides hand-guided long-arm quilting, including custom and quick turnaround edge-to-edge quilting.

### Dawna's Design Threads

4061 E. 133rd Place, Thornton, CO 80241

720-323-4338

Email: [dawnasdesignthreads@gmail.com](mailto:dawnasdesignthreads@gmail.com)

Web: [dawnasdesignthreads.com](http://dawnasdesignthreads.com)

## Wheat Ridge

### The Craft Box LLC

6191 W. 44th Ave.

Wheat Ridge, CO 80033

303-279-1069

10 a.m.-5 p.m. Monday-Friday

10 a.m.-4 p.m. Saturday

Email: [craftboxcolorado@gmail.com](mailto:craftboxcolorado@gmail.com)

Web: [craftboxcolorado.com](http://craftboxcolorado.com)

The Craft Box connects and creates community through thrifty crafting.

## Sandy, Utah

### Rocky Mountain Sewing and Fabric

8740 S. 700 E. Sandy, UT 84070

801-566-3812

Web: [rmequilts.com](http://rmequilts.com)

Contact: Lisa Rogers

This Gammill dealer for Colorado, Utah and Nebraska sells thread, batting on the roll, and 90-inch wide Minky and sateen backing.

## Laramie, Wyoming

### Quilt Essentials

314 S. 2nd Street, Laramie, WY 82070

307-742-6156

10 a.m.-5:30 p.m. Monday-Saturday

Facebook: [facebook.com/QuiltEssentials](https://facebook.com/QuiltEssentials)

Web: [quiltessentialslaramie.com](http://quiltessentialslaramie.com)

Contact: Kara Enyeart

Quilt Essentials carries a variety of fabrics specializing in reproduction, batik and juvenile patterns plus cuddle, Winky and flannel. The shop sponsors classes and clubs for adults and youth, exhibits, and events.

### Snowy River Quilts

411 S. 21st St., Laramie, WY 82070

Web: [snowyriverquilts.com](http://snowyriverquilts.com)

Email: [snowy@wyoming.com](mailto:snowy@wyoming.com); 307-721-3160

10 a.m.-5 p.m. Monday-Saturday

Snowy River has fabrics for those who love fabrics.



## *A Stitching Shop*

4444 Morrison Road  
Denver, Colorado 80219-2446  
(303) 727-8500

(Monday - Saturday: 10 AM to 5 PM)



[www.StitchingShop.com](http://www.StitchingShop.com)  
[ASTitchingShop@gmail.com](mailto:ASTitchingShop@gmail.com)

12-2020



# CQC June General Meeting Minutes

Submitted by CQC Recording Secretary Betty Andrews

**President Laural Hoppes** called the meeting to order at 10 a.m. via Zoom. She welcomed members and guests. She shared contact information for the CQC treasurer and 1st vice president for membership for those wishing to join.

Laural spoke of quilts inspired by Charles Lindbergh's first flight across the Atlantic Ocean. Quilts appeared with names such as "The Lindbergh" and "Lucky Lindy." These quilts typically were white airplanes on a dark— often red — background.

2020 Hall of Fame awards have been deferred until 2021. Nominations submitted for 2020 will be held for 2021. Nominations for Hall of Fame can continue to be submitted to Jean Ruger.

Laural reminded members to document their volunteer hours. A category has been added for making face masks. CQC's Colorado Shop Hop has been adapted to accommodate online shopping. Copies of receipts will be used for verification. Members were asked to submit pictures of completed quilts for the newsletter Show and Tell.

We have the following openings for committees and board members: Treasurer, 2nd vice president elect for programs, exhibits, events coordinator, nominations, quilt trails and Western Slope documentation. We are looking for someone to design the 2021 mystery quilt and someone to make the 2021 raffle quilt. A coordinator for 2021 raffle-quilt ticket sales is needed. The paid position of newsletter editor/designer is open.

All remaining 2020 board and general membership meetings and Quilt-a-Fair will be online. Because of lost Quilt-a-Fair revenues and no sales of raffle-quilt tickets at in-person events, we are seeking volunteers to call members to encourage them to sell raffle tickets.

**2nd Vice President for Programs Dana Jones** said all remaining 2020 workshops will be via Zoom. Ricky Tims will speak July 25; Teri Lucas, August 22; and Cindy Grisdela, October 24. Cheryl Phillips will present a "Braided Twist" table runner workshop August 1 and 8. Teri Lucas will do a workshop Sundays, August 23 and 30 and September 6. Cindy Grisdela will teach a workshop October 25. The "Red at Night" block of the month online class is in progress with 24 participants.

Dana introduced Lea McComas as our July speaker on "The Border Wall Quilt Project" with a brief history of Lea's efforts with the project and a short biography. Lea presented her program on this unique way of including all opinions on a sensitive social issue. Lea discussed a series of classes she is teaching at the Rocky Mountain Quilt Museum that CQC members might be interested in.

**Dana Jones, interim newsletter editor/designer:** Please submit photos of completed quilts that have not been shown at Show and Tell for the newsletter to Dana.

**Recording Secretary Betty Andrews:** The May general membership minutes were included in the newsletter for review. Betty

asked for corrections. No changes were requested.

**Betty Andrews, fall retreat:** We cannot guarantee social distancing at the fall retreat so the in-person event will not be held. We are looking into a Zoom workshop or other activity to be offered during that weekend.

**1st Vice President for Membership Pat Cleaveland:** We have 540 members.

**Treasurer Mary Rush:** Mary summarized account balances. Refunds have been made to Quilt-a-Fair vendors. The loss of revenues from Quilt-a-Fair will make finances tight in 2021.

**Quilt-a-Fair Chair Dawn Mills:** Plans are under way for a virtual Quilt-a-Fair with demos by vendors. There will be a virtual quilt show of red, white and/or blue quilts. More information to come. One of our vendors, Heart Song Quilts, lost their home and shop in a fire. We hope to see them at a future Quilt-a-Fair.

## **Other business:**

Dana said hotmail and earthlink email providers are not always accepting CQC e-blasts but they are not bouncing back to indicate there is a problem. If you know of anyone who is not getting the blasts, please have them contact Dana.

Laural reminded members to look for information on the Quilt-a-Fair virtual quilt show on the CQC website and in the July newsletter. Contact Carol Cook for information on returning library books. A new block for Project Warm Hearts will be in the July newsletter. The meeting was adjourned at 11:37 a.m.

## **Editor/Designer Sought for CQC's *Colorado Threads* Newsletter**

Colorado Quilting Council is seeking an editor/designer for its *Colorado Threads* newsletter. The editor/designer produces monthly issues.

Applicants should have editing experience and basic graphic-design skills, including experience working with software to create files ready for the printer. The editor/designer is expected to attend CQC

monthly board and general meetings; coordinate newsletter content with the CQC president; collaborate with the newsletter proofreader; work with the printer; work cooperatively with all those submitting material for the newsletter and those producing social media for CQC; consistently meet deadlines; and perform consistent with CQC guidelines for this position.

This is a paid position. Experience handling communication for other non-profit volunteer organizations is a plus. To apply for CQC *Colorado Threads* editor/designer, email CQC President Laural Hoppes at quiltinglaural@comcast.net. A job description and application form are on the CQC website: coloradoquiltingcouncil.com.



*Colorado Threads*  
Newsletter of  
The Colorado Quilting Council, Inc.  
P.O. Box 295  
Wheat Ridge, CO 80034-0295

Presorted Standard  
U.S. Postage  
PAID  
Boulder, CO  
Permit No. 909



If you haven't yet liked CQC's Facebook page, why wait? Do it now!  
**<https://www.facebook.com/QuiltColorado/>**



AmazonSmile.com is a website operated by Amazon with the same products, prices and shopping features as Amazon.com. The difference is when you shop on AmazonSmile, the AmazonSmile Foundation donates .5 percent of the purchase price of eligible products to the charitable organization of your choice. Every item available for purchase on amazon.com is available on AmazonSmile at the same price. Designate your purchase for Colorado Quilting Council.

**Colorado Quilting Council's Board of Directors has canceled in-person meetings and events through the end of 2020. The board is monitoring the COVID-19 situation and will cancel future meetings if advised by health and government officials to do so. Our first priority is the health and well being of every member.**

**Please check the council's website for the latest information:**

**[www.coloradoquiltingcouncil.com](http://www.coloradoquiltingcouncil.com)**